


**Shareholding Pattern under Regulation 31 of SEBI (Listing Obligations and Disclosure Requirements) Regulations, 2015**

|   |  |
|---|--|
| 1 | <b>Name of Listed Entity: Garware Technical Fibres Limited</b>   |
| 2 | <b>Scrip Code/Name of Scrip/Class of Security: 509557 (GARFIBRES) / Garware Technical Fibres Limited / Equity</b>                  |
| 3 | <b>Share Holding Pattern Filed under: Reg. 31(1)(b)</b>  |
| 4 | <b>Quarter Ended: 30-09-2022</b>   |
| 5 | <b>Declaration: The Listed entity is required to submit the following declaration to the extent of submission of information:-</b> |

|   | Particulars  | Yes* | No* |
|---|--|------|-----|
| 1 | Whether the Listed Entity has issued any partly paid up shares?                        |      | No  |
| 2 | Whether the Listed Entity has issued any Convertible Securities or Warrants?           |      | No  |
| 3 | Whether the Listed Entity has any shares against which depository receipts are issued? |      | No  |
| 4 | Whether the Listed Entity has any shares in locked-in?                                 |      | No  |
| 5 | Whether any shares held by promoters are pledge or otherwise encumbered?               |      | No  |
| 6 | Whether the Listed Entity has issued any differential Voting Rights?                   |      | No  |
| 7 | Whether the listed entity has any significant beneficial owner?                        | Yes  |     |


\* If the Listed Entity selects the option 'No' for the questions above, the columns for the partly paid up shares, Outstanding Convertible Securities/Warrants, depository receipts, locked-in shares, No of shares pledged or otherwise encumbered by promoters, as applicable, shall not be displayed at the time of dissemination on the Stock Exchange website. Also wherever there is 'No' declared by Listed Entity in above table the values will be considered as 'Zero' by default on submission of the format of holding of specified securities.



Garware Technical Fibres Limited

Table I - Summary Statement holding of specified securities


| Category | Category of shareholder       | Number of shareholders | No. of fully paid up equity shares held | No. of Partly paid-up equity shares held | No. of shares underlying Depository Receipts | Total nos. shares held | Shareholding as a % of total no. of shares (calculated as per SCRR, 1957) | Number of Voting Rights held in each class of securities |             |                 |                         | No. of Shares Underlying Outstanding convertible securities (including Warrants) | Shareholding, as a % assuming full conversion of convertible securities (as a percentage of diluted share capital) | Number of Locked in shares |                                 | Number of Shares pledged or otherwise encumbered |                                 | Number of equity shares held in dematerialised form |
|----------|-------------------------------|------------------------|---|--|--|------------------------|---|--|-------------|-----------------|-------------------------|--|--|----------------------------|---------------------------------|--|---------------------------------|---|
|          |                               |                        |   |  |  |                        |   | No of Voting Rights                                      |             |                 | Total as a % of (A+B+C) |  |  | No. (a)                    | As a % of total Shares held (b) | No. (a)  | As a % of total Shares held (b) |   |
|          |                               |                        |   |  |  |                        |   | Class eg: X  | Class eg: y | Total           |                         |  |  |                            |                                 |  |                                 |   |
| (I)      | (II)                          | (III)                  | (IV)                                    | (V)                                      | (VI)   | (VII) = (IV)+(V)+(VI)  | (VIII) As a % of (A+B+C2)   | (IX)   |             |                 |                         | (X)  | (XI) = (VII)+(X) As a % of (A+B+C2)  | (XII)                      |                                 | (XIII)   |                                 | (XIV)   |
| (A)      | Promoter & Promoter Group     | 17                     | 10848730                                | 0  | 0  | 10848730               | 52.62   | 10848730   | 0           | 10848730        | 52.62                   | 0  | 52.62  | 0                          | 0.00                            | 0  | 0.00                            | 10848730  |
| (B)      | Public                        | 44501                  | 9769439                                 | 0  | 0  | 9769439                | 47.38   | 9769439  | 0           | 9769439         | 47.38                   | 0  | 47.38  | 0                          | 0.00                            | NA   | NA                              | 9497908   |
| (C)      | Non Promoter - Non Public     | 0                      | 0                                       | 0  | 0  | 0                      | 0.00  | 0  | 0           | 0               | 0.00                    | 0  | 0.00   | 0                          | 0.00                            | 0  | 0.00                            | 0   |
| (C1)     | Shares Underlying DRs         | 0                      | 0                                       | 0  | 0  | 0                      | 0.00  | 0  | 0           | 0               | 0.00                    | 0  | 0.00   | 0                          | 0.00                            | 0  | 0.00                            | 0   |
| (C2)     | Shares Held By Employee Trust | 0                      | 0                                       | 0  | 0  | 0                      | 0.00  | 0  | 0           | 0               | 0.00                    | 0  | 0.00   | 0                          | 0.00                            | 0  | 0.00                            | 0   |
|          | <b>Total</b>                  | <b>44518</b>           | <b>20618169</b>                         | <b>0</b>                                 | <b>0</b>                                     | <b>20618169</b>        | <b>100.00</b>   | <b>20618169</b>  | <b>0</b>    | <b>20618169</b> | <b>100.00</b>           | <b>0</b>   | <b>100.00</b>  | <b>0</b>                   | <b>0.00</b>                     | <b>0</b>   | <b>0.00</b>                     | <b>20346638</b>                                     |



Garware Technical Fibres Limited

Table II (I)(a)- Statement showing shareholding pattern of the Promoter and Promoter Group

| Category | Category & Name of shareholders                           | PAN*        | Nos. of shareholders | No. of fully paid up equity shares held | No. of Partly paid-up equity shares held | No. of shares underlying Depository Receipts | Total nos. shares held | Shareholding as a % of total no. of shares (calculated as per SCRR, 1957) | Number of Voting Rights held in each class of securities |             |                | No. of Shares Underlying Outstanding convertible securities (including Warrants) | Shareholding as a % assuming full conversion of convertible securities (as a percentage of diluted share capital) | Number of Locked in shares |          | Number of Shares pledged or otherwise encumbered# |          | Number of equity shares held in dematerialised form | Shareholder Type |                                 |
|----------|---|-------------|----------------------|---|--|--|------------------------|---|--|-------------|----------------|--|---|----------------------------|----------|---|----------|---|------------------|---------------------------------|
|          |   |             |                      |   |  |  |                        |   | No of Voting Rights                                      |             |                |  |   | Total as a % of (A+B+C)    | No       | As a % of total Shares held (a)                   | No       |   |                  | As a % of total Shares held (b) |
|          |   |             |                      |   |  |  |                        |   | Class eg: X  | Class eg: Y | Total          |  |   |                            |          |   |          |   |                  |                                 |
|          | (I)   | (II)        | (III)                | (IV)                                    | (V)                                      | (VI)   | (VII) = (IV)+(V)+(VI)  | (VIII) As a % of (A+B+C2)   | (IX)   |             |                | (X)  | (XI) = (VII)+(X) As a % of (A+B+C2)   | (XII)                      |          | (XIII)  |          | (XIV)   | (XV)             |                                 |
| <b>1</b> | <b>Indian</b>   |             |                      |   |  |  |                        |   |  |             |                |  |   |                            |          |   |          |   |                  |                                 |
| (a)      | Individuals / Hindu Undivided Family                      |             | 2                    | 13,61,645                               | 0  | 0  | 13,61,645              | 6.60  | 1361645  | 0           | 1361645        | 6.60   | 0   | 6.60                       | 0        | 0.00  | 0        | 0.00  | 13,61,645        |                                 |
|          | Vayu Ramesh Garware                                       | ABEPG3016D  | 1                    | 13,61,635                               | 0  | 0  | 13,61,635              | 6.60  | 1361635  | 0           | 1361635        | 6.60   | 0   | 6.60                       | 0        | 0.00  | 0        | 0.00  | 13,61,635        | Promoter                        |
|          | Mayuri Vayu Garware                                       | AHMPG3448D  | 1                    | 10                                      | 0  | 0  | 10                     | 0.00  | 10   | 0           | 10             | 0.00   | 0   | 0.00                       | 0        | 0.00  | 0        | 0.00  | 10               | Promoter Group                  |
| (b)      | Central Government / State Government(s)                  |             | 0                    | 0                                       | 0  | 0  | 0                      | 0.00  | 0  | 0           | 0              | 0.00   | 0   | 0.00                       | 0        | 0.00  | 0        | 0.00  | 0                |                                 |
| (c)      | Financial Institutions / Banks                            |             | 0                    | 0                                       | 0  | 0  | 0                      | 0.00  | 0  | 0           | 0              | 0.00   | 0   | 0.00                       | 0        | 0.00  | 0        | 0.00  | 0                |                                 |
| (d)      | Any Other (Specify)                                       |             | 15                   | 9487085                                 | 0  | 0  | 9487085                | 46.01   | 9487085  | 0           | 9487085        | 46.01  | 0   | 46.01                      | 0        | 0.00  | 0        | 0.00  | 9487085          |                                 |
|          | <b>Bodies Corporate</b>                                   |             | <b>11</b>            | <b>7492981</b>                          | <b>0</b>                                 | <b>0</b>                                     | <b>7492981</b>         | <b>36.34</b>  | <b>7492981</b>   | <b>0</b>    | <b>7492981</b> | <b>36.34</b>   | <b>0</b>  | <b>36.34</b>               | <b>0</b> | <b>0.00</b>                                       | <b>0</b> | <b>0.00</b>   | <b>7492981</b>   |                                 |
|          | Garware Capital Markets Limited                           | AAACG4828P  | 1                    | 3568170                                 | 0  | 0  | 3568170                | 17.31   | 3568170  | 0           | 3568170        | 17.31  | 0   | 17.31                      | 0        | 0.00  | 0        | 0.00  | 3568170          | Promoter Group                  |
|          | VMIR Investment Limited                                   | AABCG8136F  | 1                    | 922211                                  | 0  | 0  | 922211                 | 4.47  | 922211   | 0           | 922211         | 4.47   | 0   | 4.47                       | 0        | 0.00  | 0        | 0.00  | 922211           | Promoter Group                  |
|          | VRG Investments Limited                                   | AABCG1057II | 1                    | 881400                                  | 0  | 0  | 881400                 | 4.27  | 881400   | 0           | 881400         | 4.27   | 0   | 4.27                       | 0        | 0.00  | 0        | 0.00  | 881400           | Promoter Group                  |
|          | Vimlabai Garware Research Institute Private Limited       | AABCV5749B  | 1                    | 554339                                  | 0  | 0  | 554339                 | 2.69  | 554339   | 0           | 554339         | 2.69   | 0   | 2.69                       | 0        | 0.00  | 0        | 0.00  | 554339           | Promoter Group                  |
|          | Moonshine Investments and Trading Company Private Limited | AABCM2667F  | 1                    | 457945                                  | 0  | 0  | 457945                 | 2.22  | 457945   | 0           | 457945         | 2.22   | 0   | 2.22                       | 0        | 0.00  | 0        | 0.00  | 457945           | Promoter Group                  |
|          | Manmit Investments and Trading Company Private Limited    | AABCM2669M  | 1                    | 284185                                  | 0  | 0  | 284185                 | 1.38  | 284185   | 0           | 284185         | 1.38   | 0   | 1.38                       | 0        | 0.00  | 0        | 0.00  | 284185           | Promoter Group                  |




|          |  |            |           |                 |          |          |                 |              |                 |          |                 |              |          |              |          |             |          |             |                 |                |
|----------|--|------------|-----------|-----------------|----------|----------|-----------------|--------------|-----------------|----------|-----------------|--------------|----------|--------------|----------|-------------|----------|-------------|-----------------|----------------|
|          | Sanand Investments and Trading Company Private Limited   | AACCS5895C | 1         | 275032          | 0        | 0        | 275032          | 1.33         | 275032          | 0        | 275032          | 1.33         | 0        | 1.33         | 0        | 0.00        | 0        | 0.00        | 275032          | Promoter Group |
|          | Sukumar Holdings and Trading Company Private Limited   | AACCS5849Q | 1         | 256600          | 0        | 0        | 256600          | 1.24         | 256600          | 0        | 256600          | 1.24         | 0        | 1.24         | 0        | 0.00        | 0        | 0.00        | 256600          | Promoter Group |
|          | Starshine Comtrade Private Limited   | AACCS5924N | 1         | 201720          | 0        | 0        | 201720          | 0.98         | 201720          | 0        | 201720          | 0.98         | 0        | 0.98         | 0        | 0.00        | 0        | 0.00        | 201720          | Promoter Group |
|          | Gurukrupa Comtrade Private Limited   | AABCG8747J | 1         | 89079           | 0        | 0        | 89079           | 0.43         | 89079           | 0        | 89079           | 0.43         | 0        | 0.43         | 0        | 0.00        | 0        | 0.00        | 89079           | Promoter Group |
|          | Garware Research Institute   | AABCG8749G | 1         | 2300            | 0        | 0        | 2300            | 0.01         | 2300            | 0        | 2300            | 0.01         | 0        | 0.01         | 0        | 0.00        | 0        | 0.00        | 2300            | Promoter Group |
|          | <b>Partnership Firms</b>   |            | <b>2</b>  | <b>1994084</b>  | <b>0</b> | <b>0</b> | <b>1994084</b>  | <b>9.67</b>  | <b>1994084</b>  | <b>0</b> | <b>1994084</b>  | <b>9.67</b>  | <b>0</b> | <b>9.67</b>  | <b>0</b> | <b>0</b>    | <b>0</b> | <b>0</b>    | <b>1994084</b>  |                |
|          | Sukumar Holdings and Trading Co P Ltd Partner representing Partnership Firm ie Ramesh Trading Co | AADFR4416L | 1         | 1108393         | 0        | 0        | 1108393         | 5.38         | 1108393         | 0        | 1108393         | 5.38         | 0        | 5.38         | 0        | 0.00        | 0        | 0.00        | 1108393         | Promoter Group |
|          | Gurukrupa Comtrade P Ltd Partner representing Partnership Firm ie Sunita Trading Co              | AAHFS1132Q | 1         | 885691          | 0        | 0        | 885691          | 4.30         | 885691          | 0        | 885691          | 4.30         | 0        | 4.30         | 0        | 0.00        | 0        | 0.00        | 885691          | Promoter Group |
|          | <b>Trust</b>   |            | <b>2</b>  | <b>20</b>       | <b>0</b> | <b>0</b> | <b>20</b>       | <b>0.00</b>  | <b>20</b>       | <b>0</b> | <b>20</b>       | <b>0.00</b>  | <b>0</b> | <b>0.00</b>  | <b>0</b> | <b>0</b>    | <b>0</b> | <b>0</b>    | <b>20</b>       |                |
|          | Vayu Ramesh Garware on behalf of VRG Family Trust  | AADTV3693H | 1         | 10              | 0        | 0        | 10              | 0.00         | 10              | 0        | 10              | 0.00         | 0        | 0.00         | 0        | 0.00        | 0        | 0.00        | 10              | Promoter Group |
|          | Vayu Ramesh Garware on behalf of Vayu Garware Family Trust                                       | AADTV3717A | 1         | 10              | 0        | 0        | 10              | 0.00         | 10              | 0        | 10              | 0.00         | 0        | 0.00         | 0        | 0.00        | 0        | 0.00        | 10              | Promoter Group |
|          | <b>Sub Total (A)(1)</b>  |            | <b>17</b> | <b>10848730</b> | <b>0</b> | <b>0</b> | <b>10848730</b> | <b>52.62</b> | <b>10848730</b> | <b>0</b> | <b>10848730</b> | <b>52.62</b> | <b>0</b> | <b>52.62</b> | <b>0</b> | <b>0.00</b> | <b>0</b> | <b>0.00</b> | <b>10848730</b> |                |
| <b>2</b> | <b>Foreign</b>   |            |           |                 |          |          |                 |              |                 |          |                 |              |          |              |          |             |          |             |                 |                |
| (a)      | Individuals (Non-Resident Individuals / Foreign Individuals)                                     |            | 0         | 0               | 0        | 0        | 0               | 0.00         | 0               | 0        | 0               | 0.00         | 0        | 0.00         | 0        | 0.00        | 0        | 0.00        | 0               |                |
| (b)      | Government   |            | 0         | 0               | 0        | 0        | 0               | 0.00         | 0               | 0        | 0               | 0.00         | 0        | 0.00         | 0        | 0.00        | 0        | 0.00        | 0               |                |
| (c)      | Institutions   |            | 0         | 0               | 0        | 0        | 0               | 0.00         | 0               | 0        | 0               | 0.00         | 0        | 0.00         | 0        | 0.00        | 0        | 0.00        | 0               |                |
| (d)      | Foreign Portfolio Investor   |            | 0         | 0               | 0        | 0        | 0               | 0.00         | 0               | 0        | 0               | 0.00         | 0        | 0.00         | 0        | 0.00        | 0        | 0.00        | 0               |                |
| (e)      | Any Other (Specify)  |            | 0         | 0               | 0        | 0        | 0               | 0.00         | 0               | 0        | 0               | 0.00         | 0        | 0.00         | 0        | 0.00        | 0        | 0.00        | 0               |                |
|          | <b>Sub Total (A)(2)</b>  |            | <b>0</b>  | <b>0</b>        | <b>0</b> | <b>0</b> | <b>0</b>        | <b>0.00</b>  | <b>0</b>        | <b>0</b> | <b>0</b>        | <b>0.00</b>  | <b>0</b> | <b>0.00</b>  | <b>0</b> | <b>0.00</b> | <b>0</b> | <b>0.00</b> | <b>0</b>        |                |
|          | <b>Total Shareholding Of Promoter And Promoter Group (A)= (A)(1)+(A)(2)</b>                      |            | <b>17</b> | <b>10848730</b> | <b>0</b> | <b>0</b> | <b>10848730</b> | <b>52.62</b> | <b>10848730</b> | <b>0</b> | <b>10848730</b> | <b>52.62</b> | <b>0</b> | <b>52.62</b> | <b>0</b> | <b>0.00</b> | <b>0</b> | <b>0.00</b> | <b>10848730</b> |                |

Details of Shares which remain unclaimed may be given hear along with details such as number of shareholders, outstanding shares held in demat/unclaimed suspense account, voting rights which are frozen etc. - Nil

Note:

(1)\* PAN would not be displayed on website of Stock Exchange(s)


(2) #The term 'Encumbrance' has the same meaning as assigned under regulation 28(3) of SEBI (Substantial Acquisition of Shares and Takeovers) Regulations, 2011.



**Garware Technical Fibres Limited**

**Table III - Statement showing shareholding pattern of the Public shareholder**

| Category | Category & Name of shareholders                             | PAN        | Nos. of shareholders | No. of fully paid up equity shares held | No. of Partly paid-up equity shares held | No. of shares underlying Depository Receipts | Total nos. shares held | Shareholding as a % of total no. of shares (calculated as per SCRR, 1957) | Number of Voting Rights held in each class of securities |             |         | No. of Shares Underlying Outstanding convertible securities (including Warrants) | Shareholding as a % assuming full conversion of convertible securities (as a percentage of diluted share capital) | Number of Locked In shares |         | Number of Shares pledged or otherwise encumbered |         | Number of equity shares held in dematerialised form | Sub-categorization of shares   |                                    |                   |                    |   |   |   |   |   |
|----------|---|------------|----------------------|---|--|--|------------------------|---|--|-------------|---------|--|---|----------------------------|---------|--|---------|---|--------------------------------|------------------------------------|-------------------|--------------------|---|---|---|---|---|
|          |   |            |                      |   |  |  |                        |   | No of Voting Rights                                      |             |         |  |   | Total as a % of (A+B+C)    | No. (a) | As a % of total Shares held(b)                   | No. (a) |   | As a % of total Shares held(b) | Shareholding (No. Of Shares) under |                   |                    |   |   |   |   |   |
|          |   |            |                      |   |  |  |                        |   | Class eg: X  | Class eg: Y | Total   |  |   |                            |         |  |         |   |                                | Sub-category (i)                   | Sub-category (ii) | Sub-category (iii) |   |   |   |   |   |
|          |   |            |                      |   |  |  |                        |   |  |             |         |  |   |                            |         |  |         |   |                                |                                    |                   |                    |   |   |   |   |   |
|          | (I)   | (II)       | (III)                | (IV)                                    | (V)                                      | (VI)   | (VII) = (IV)+(V)+(VI)  | (VIII) As a % of (A+B+C2)   | (IX)   |             |         | (X)  | (XI) = (VII)+(X) As a % of (A+B+C2)   | (XII)                      | (XIII)  | (XIV)  | (XV)    |   |                                |                                    |                   |                    |   |   |   |   |   |
| 1        | Institutions  |            |                      |   |  |  |                        |   |  |             |         |  |   |                            |         |  |         |   |                                |                                    |                   |                    |   |   |   |   |   |
| (a)      | Mutual Fund   |            | 7                    | 1046462                                 | 0  | 0  | 1046462                | 5.08  | 1046462  | 0           | 1046462 | 5.08   | 0   | 5.08                       | 0       | 0.00   | NA      | NA  | 1046462                        | 0                                  | 0                 | 0                  | 0 | 0 | 0 | 0 | 0 |
|          | Kotak Small Cap Fund  | AAATK4475F | 1                    | 674339                                  | 0  | 0  | 674339                 | 3.27  | 674339   | 0           | 674339  | 3.27   | 0   | 3.27                       | 0       | 0.00   | NA      | NA  | 674339                         | 0                                  | 0                 | 0                  | 0 | 0 | 0 | 0 | 0 |
|          | SBI Small Cap Fund  | AAATS6407Q | 1                    | 281674                                  | 0  | 0  | 281674                 | 1.37  | 281674   | 0           | 281674  | 1.37   | 0   | 1.37                       | 0       | 0.00   | NA      | NA  | 281674                         | 0                                  | 0                 | 0                  | 0 | 0 | 0 | 0 | 0 |
| (b)      | Venture Capital Funds                                       |            | 0                    | 0                                       | 0  | 0  | 0                      | 0.00  | 0  | 0           | 0       | 0.00   | 0   | 0.00                       | 0       | 0.00   | NA      | NA  | 0                              | 0                                  | 0                 | 0                  | 0 | 0 | 0 | 0 | 0 |
| (c)      | Alternate Investment Funds                                  |            | 7                    | 314920                                  | 0  | 0  | 314920                 | 1.53  | 314920   | 0           | 314920  | 1.53   | 0   | 1.53                       | 0       | 0.00   | NA      | NA  | 314920                         | 0                                  | 0                 | 0                  | 0 | 0 | 0 | 0 | 0 |
| (d)      | Banks   |            | 3                    | 1628                                    | 0  | 0  | 1628                   | 0.01  | 1628   | 0           | 1628    | 0.01   | 0   | 0.01                       | 0       | 0.00   | NA      | NA  | 628                            | 0                                  | 0                 | 0                  | 0 | 0 | 0 | 0 | 0 |
| (e)      | Insurance Companies   |            | 1                    | 150                                     | 0  | 0  | 150                    | 0.00  | 150  | 0           | 150     | 0.00   | 0   | 0.00                       | 0       | 0.00   | NA      | NA  | 0                              | 0                                  | 0                 | 0                  | 0 | 0 | 0 | 0 | 0 |
| (f)      | Provident Funds/ Pension Funds                              |            | 0                    | 0                                       | 0  | 0  | 0                      | 0.00  | 0  | 0           | 0       | 0.00   | 0   | 0.00                       | 0       | 0.00   | NA      | NA  | 0                              | 0                                  | 0                 | 0                  | 0 | 0 | 0 | 0 | 0 |
| (G)      | Asset Reconstruction Companies                              |            | 0                    | 0                                       | 0  | 0  | 0                      | 0.00  | 0  | 0           | 0       | 0.00   | 0   | 0.00                       | 0       | 0.00   | NA      | NA  | 0                              | 0                                  | 0                 | 0                  | 0 | 0 | 0 | 0 | 0 |
| (h)      | Sovereign Wealth Funds                                      |            | 0                    | 0                                       | 0  | 0  | 0                      | 0.00  | 0  | 0           | 0       | 0.00   | 0   | 0.00                       | 0       | 0.00   | NA      | NA  | 0                              | 0                                  | 0                 | 0                  | 0 | 0 | 0 | 0 | 0 |
| (i)      | NBFCs registered with RBI                                   |            | 1                    | 5558                                    | 0  | 0  | 5558                   | 0.03  | 5558   | 0           | 5558    | 0.03   | 0   | 0.03                       | 0       | 0.00   | NA      | NA  | 5558                           | 0                                  | 0                 | 0                  | 0 | 0 | 0 | 0 | 0 |
| (j)      | Other Financial Institutions                                |            | 0                    | 0                                       | 0  | 0  | 0                      | 0.00  | 0  | 0           | 0       | 0.00   | 0   | 0.00                       | 0       | 0.00   | NA      | NA  | 0                              | 0                                  | 0                 | 0                  | 0 | 0 | 0 | 0 | 0 |
| (k)      | Any Other (Specify)   |            | 0                    | 0                                       | 0  | 0  | 0                      | 0.00  | 0  | 0           | 0       | 0.00   | 0   | 0.00                       | 0       | 0.00   | NA      | NA  | 0                              | 0                                  | 0                 | 0                  | 0 | 0 | 0 | 0 | 0 |
|          | Sub Total (B)(1)  |            | 19                   | 1368718                                 | 0  | 0  | 1368718                | 6.64  | 1368718  | 0           | 1368718 | 6.64   | 0   | 6.64                       | 0       | 0  | NA      | NA  | 1367568                        | 0                                  | 0                 | 0                  | 0 | 0 | 0 | 0 | 0 |
| 2        | Institutions (Foreign)                                      |            |                      |   |  |  |                        |   |  |             |         |  |   |                            |         |  |         |   |                                |                                    |                   |                    |   |   |   |   |   |
| (a)      | Foreign Direct Investment                                   |            | 0                    | 0                                       | 0  | 0  | 0                      | 0.00  | 0  | 0           | 0       | 0.00   | 0   | 0.00                       | 0       | 0.00   | NA      | NA  | 0                              | 0                                  | 0                 | 0                  | 0 | 0 | 0 | 0 | 0 |
| (b)      | Foreign Venture Capital Investors                           |            | 0                    | 0                                       | 0  | 0  | 0                      | 0.00  | 0  | 0           | 0       | 0.00   | 0   | 0.00                       | 0       | 0.00   | NA      | NA  | 0                              | 0                                  | 0                 | 0                  | 0 | 0 | 0 | 0 | 0 |
| (c)      | Sovereign Wealth Funds                                      |            | 0                    | 0                                       | 0  | 0  | 0                      | 0.00  | 0  | 0           | 0       | 0.00   | 0   | 0.00                       | 0       | 0.00   | NA      | NA  | 0                              | 0                                  | 0                 | 0                  | 0 | 0 | 0 | 0 | 0 |
| (d)      | Foreign Portfolio Investor Category I                       |            | 0                    | 0                                       | 0  | 0  | 0                      | 0.00  | 0  | 0           | 0       | 0.00   | 0   | 0.00                       | 0       | 0.00   | NA      | NA  | 0                              | 0                                  | 0                 | 0                  | 0 | 0 | 0 | 0 | 0 |
| (e)      | Foreign Portfolio Investor Category II                      |            | 76                   | 1717549                                 | 0  | 0  | 1717549                | 8.33  | 1717549  | 0           | 1717549 | 8.33   | 0   | 8.33                       | 0       | 0.00   | NA      | NA  | 1717549                        | 0                                  | 0                 | 0                  | 0 | 0 | 0 | 0 | 0 |
|          | Verdipapirfondet Odin Emerging Markets                      | AADCV4742Q | 1                    | 308686                                  | 0  | 0  | 308686                 | 1.50  | 308686   | 0           | 308686  | 1.50   | 0   | 1.50                       | 0       | 0.00   | NA      | NA  | 308686                         | 0                                  | 0                 | 0                  | 0 | 0 | 0 | 0 | 0 |
|          | Ashoka India Opportunities Fund                             | AAFCIO605M | 1                    | 380840                                  | 0  | 0  | 380840                 | 1.85  | 380840   | 0           | 380840  | 1.85   | 0   | 1.85                       | 0       | 0.00   | NA      | NA  | 380840                         | 0                                  | 0                 | 0                  | 0 | 0 | 0 | 0 | 0 |
| (f)      | Overseas Depositories (holding DRs) (balancing figure)      |            | 0                    | 0                                       | 0  | 0  | 0                      | 0.00  | 0  | 0           | 0       | 0.00   | 0   | 0.00                       | 0       | 0.00   | NA      | NA  | 0                              | 0                                  | 0                 | 0                  | 0 | 0 | 0 | 0 | 0 |
| (g)      | Any Other (Specify)   |            | 0                    | 0                                       | 0  | 0  | 0                      | 0.00  | 0  | 0           | 0       | 0.00   | 0   | 0.00                       | 0       | 0.00   | NA      | NA  | 0                              | 0                                  | 0                 | 0                  | 0 | 0 | 0 | 0 | 0 |
|          | Sub Total (B)(2)  |            | 76                   | 1717549                                 | 0  | 0  | 1717549                | 8.33  | 1717549  | 0           | 1717549 | 8.33   | 0   | 8.33                       | 0       | 0  | NA      | NA  | 1717549                        | 0                                  | 0                 | 0                  | 0 | 0 | 0 | 0 | 0 |
| 3        | Central Government/ State Government(s)/ President of India |            |                      |   |  |  |                        |   |  |             |         |  |   |                            |         |  |         |   |                                |                                    |                   |                    |   |   |   |   |   |
|          | Central Government/ State Government(s)                     |            | 0                    | 0                                       | 0  | 0  | 0                      | 0.00  | 0  | 0           | 0       | 0.00   | 0   | 0.00                       | 0       | 0.00   | NA      | NA  | 0                              | 0                                  | 0                 | 0                  | 0 | 0 | 0 | 0 | 0 |
|          | Sub Total (B)(3)  |            | 0                    | 0                                       | 0  | 0  | 0                      | 0.00  | 0  | 0           | 0       | 0.00   | 0   | 0.00                       | 0       | 0.00   | NA      | NA  | 0                              | 0                                  | 0                 | 0                  | 0 | 0 | 0 | 0 | 0 |





**Garware Technical Fibres Limited**

**Table IV - Statement showing shareholding pattern of the Non Promoter- Non Public shareholder**


| Category | Category & Name of shareholders  | PAN* | Nos. of shareholders | No. of fully paid up equity shares held | No. of Partly paid-up equity shares held | No. of shares underlying Depository Receipts | Total nos. shares held | Shareholding as a % of total no. of shares (calculated as per SCRR, 1957) | Number of Voting Rights held in each class of securities |             |       | No. of Shares Underlying Outstanding convertible securities (including Warrants) | Shareholding, as a % assuming full conversion of convertible securities (as a percentage of diluted share capital) | Number of Locked in shares |         | Number of Shares pledged or otherwise encumbered# |         | Number of equity shares held in dematerialised form |                                |
|----------|--|------|----------------------|---|--|--|------------------------|---|--|-------------|-------|--|--|----------------------------|---------|---|---------|---|--------------------------------|
|          |  |      |                      |   |  |  |                        |   | No of Voting Rights                                      |             |       |  |  | Total as a % of (A+B+C)    | No. (a) | As a % of total Shares held(b)                    | No. (a) |   | As a % of total Shares held(b) |
|          |  |      |                      |   |  |  |                        |   | Class eg: X  | Class eg: y | Total |  |  |                            |         |   |         |   |                                |
|          | (I)  | (II) | (III)                | (IV)                                    | (V)                                      | (VI)   | (VII) = (IV)+(V)+ (VI) | (VIII) As a % of (A+B+C2)   | (IX)   |             |       | (X)  | (XI)= (VII)+(X) As a % of (A+B+C2)   | (XII)                      |         | (XIII)  |         | (XIV)   |                                |
| 1        | Custodian/DR Holder  |      | 0                    | 0                                       | 0  | 0  | 0                      | 0.00  | 0  | 0           | 0     | 0.00   | 0  | 0.00                       | 0       | 0.00  | 0       | 0.00  | 0                              |
|          | Employee Benefit Trust (under SEBI (Share based Employee Benefit) Regulations, 2014) |      | 0                    | 0                                       | 0  | 0  | 0                      | 0.00  | 0  | 0           | 0     | 0.00   | 0  | 0.00                       | 0       | 0.00  | 0       | 0.00  | 0                              |
|          | <b>Total Non-Promoter- Non Public Shareholding (C)= (C1)+(C2)</b>                    |      | 0                    | 0                                       | 0  | 0  | 0                      | 0.00  | 0  | 0           | 0     | 0.00   | 0  | 0.00                       | 0       | 0.00  | 0       | 0.00  | 0                              |

Details of Shares which remain unclaimed may be given hear along with details such as number of shareholders, outstanding shares held in demat/unclaimed suspense account, voting rights which are frozen etc. - Nil

Note:

(1) PAN would not be displayed on website of Stock Exchange(s).

(2) The above format needs to be disclosed along with the names of the shareholders holding 1% or more than 1% of shares of the listed entity. Column no.(XIII)is not applicable in the above format.




Garware Technical Fibres Limited

Table VI - Statement showing foreign ownership limits

| Particular                            | Approved limits (%) | Limits utilized (%) |
|---------------------------------------|---------------------|---------------------|
| As on shareholding date               | 100.00              | 8.92                |
| As on the end of previous 1st quarter | 100.00              | 8.04                |
| As on the end of previous 2nd quarter | 100.00              | 8.07                |
| As on the end of previous 3rd quarter | 100.00              | 8.51                |
| As on the end of previous 4th quarter | 100.00              | 9.26                |

**Notes :-**

- 1) "Approved Limits (%)" means the limit approved by Board of Directors / shareholders of the Listed entity. In case the listed entity has no Board approved limit, provide details of sectoral / statutory cap prescribed by Government / Regulatory Authorities
- 2) Details of Foreign ownership includes foreign ownership / investments as specified in Rule 2(s) of the Foreign Exchange Management (Non-debt Instruments) Rules, 2019, made under the Foreign Exchange Management Act, 1999.





## Garware Technical Fibres Limited

| Sr. No. | Details of the SBO  |             |   | Details of the registered owner  |             | Details of holding/ exercise of right of the SBO in the reporting company, whether direct or indirect*: |               |  |                     |                                   | Date of creation / acquisition of significant beneficial interest |
|---------|---------------------|-------------|---|--|-------------|---|---------------|--|---------------------|-----------------------------------|---|
|         | Name                | Nationality | Nationality (Applicable in case of Any other is selected) | Name   | Nationality | Whether by virtue of:   |               |  |                     |                                   |   |
|         |                     |             |   |  |             | Shares  | Voting rights | Rights on distributable dividend or any other distribution | Exercise of control | Exercise of significant influence |   |
| 1       | Vayu Ramesh Garware | Any other   | Australia   | Garware Capital Markets Limited  | India       | 17.31   | 17.31         | 0  | No                  | No                                | 28-02-2014  |
| 2       | Vayu Ramesh Garware | Any other   | Australia   | VMIR INVESTMENT LTD  | India       | 4.47  | 4.47          | 0  | No                  | No                                | 28-02-2014  |
| 3       | Vayu Ramesh Garware | Any other   | Australia   | VRG Investments Ltd  | India       | 4.27  | 4.27          | 0  | No                  | No                                | 28-02-2014  |
| 4       | Vayu Ramesh Garware | Any other   | Australia   | Vimlabai Garware Research Institute Private Limited  | India       | 2.69  | 2.69          | 0  | No                  | No                                | 11-09-2017  |
| 5       | Vayu Ramesh Garware | Any other   | Australia   | Moonshine Investments and Trading Co Pvt Ltd   | India       | 2.22  | 2.22          | 0  | No                  | No                                | 28-02-2014  |
| 6       | Vayu Ramesh Garware | Any other   | Australia   | Manmit Investments and Trading Co Pvt Ltd  | India       | 1.38  | 1.38          | 0  | No                  | No                                | 28-02-2014  |
| 7       | Vayu Ramesh Garware | Any other   | Australia   | Sanand Investments and Trading Co Pvt Ltd  | India       | 1.33  | 1.33          | 0  | No                  | No                                | 28-02-2014  |
| 8       | Vayu Ramesh Garware | Any other   | Australia   | Sukukar Holdings and Trading Co Pvt Ltd  | India       | 1.24  | 1.24          | 0  | No                  | No                                | 28-02-2014  |
| 9       | Vayu Ramesh Garware | Any other   | Australia   | Starshine Comtrade Private Limited   | India       | 0.98  | 0.98          | 0  | No                  | No                                | 28-02-2014  |
| 10      | Vayu Ramesh Garware | Any other   | Australia   | Gurukrupa Comtrade Private Limited   | India       | 0.43  | 0.43          | 0  | No                  | No                                | 28-02-2014  |
| 11      | Vayu Ramesh Garware | Any other   | Australia   | Garware Research Institute   | India       | 0.01  | 0.01          | 0  | No                  | No                                | 11-09-2017  |
| 12      | Vayu Ramesh Garware | Any other   | Australia   | Vayu Ramesh Garware on behalf of VRG Family Trust  | India       | 0.00  | 0.00          | 0  | No                  | No                                | 22-06-2021  |
| 13      | Vayu Ramesh Garware | Any other   | Australia   | Vayu Ramesh Garware on behalf of Vayu Garware Family Trust                                     | India       | 0.00  | 0.00          | 0  | No                  | No                                | 22-06-2021  |
| 14      | Vayu Ramesh Garware | Any other   | Australia   | Sukukar Holdings and Trading Co P Ltd Partner representing Partnership Firm ie RameshTradingCo | India       | 5.38  | 5.38          | 0  | No                  | No                                | 23-09-2022  |
| 15      | Vayu Ramesh Garware | Any other   | Australia   | Gurukrupa Comtrade P Ltd Partner representing Partnership Firm ie Sunita Trading Co            | India       | 4.30  | 4.30          | 0  | No                  | No                                | 23-09-2022  |

