


Shareholding Pattern under Regulation 31 of SEBI (Listing Obligations and Disclosure Requirements) Regulations, 2015

1	Name of Listed Entity: Garware Technical Fibres Limited (Formerly Garware-Wall Ropes Limited)
2	Scrip Code/Name of Scrip/Class of Security: 509557 (GARFIBRES) / Garware Technical Fibres Limited / Equity
3	Share Holding Pattern Filed under: Reg. 31(1)(b)
4	Quarter Ended: 30-06-2019
5	Declaration: The Listed entity is required to submit the following declaration to the extent of submission of information:-

	Particulars	Yes*	No*
1	Whether the Listed Entity has issued any partly paid up shares?		No
2	Whether the Listed Entity has issued any Convertible Securities or Warrants?		No
3	Whether the Listed Entity has any shares against which depository receipts are issued?		No
4	Whether the Listed Entity has any shares in locked-in?		No
5	Whether any shares held by promoters are pledge or otherwise encumbered?		No
6	Whether the Listed Entity has issued any differential Voting Rights?		No
7	Whether the listed entity has any significant beneficial owner?	Yes	


* If the Listed Entity selects the option 'No' for the questions above, the columns for the partly paid up shares, Outstanding Convertible Securities/Warrants, depository receipts, locked-in shares, No of shares pledged or otherwise encumbered by promoters, as applicable, shall not be displayed at the time of dissemination on the Stock Exchange website. Also wherever there is 'No' declared by Listed Entity in above table the values will be considered as 'Zero' by default on submission of the format of holding of specified securities.



Garware Technical Fibres Limited (Formerly Garware-Wall Ropes Limited)

Table I - Summary Statement holding of specified securities


Category	Category of shareholder	Number of shareholders	No. of fully paid up equity shares held	No. of Partly paid-up equity shares held	No. of shares underlying Depository Receipts	Total nos. shares held	Shareholding as a % of total no. of shares (calculated as per SCRR, 1957)	Number of Voting Rights held in each class of securities			No. of Shares Underlying Outstanding convertible securities (including Warrants)	Shareholding, as a % assuming full conversion of convertible securities (as a percentage of diluted share capital)	Number of Locked in shares		Number of Shares pledged or otherwise encumbered		Number of equity shares held in dematerialised form	
								No of Voting Rights					Total as a % of (A+B+C)	No. (a)	As a % of total Shares held (b)	No. (a)		As a % of total Shares held (b)
								Class eg: X	Class eg: y	Total								
(I)	(II)	(III)	(IV)	(V)	(VI)	(VII) = (IV)+(V)+(VI)	(VIII) As a % of (A+B+C2)	(IX)			(X)	(XI) = (VII)+(X) As a % of (A+B+C2)	(XII)	(XIII)		(XIV)		
(A)	Promoter & Promoter Group	15	11094934	0	0	11094934	50.70	11094934	0	11094934	50.70	0	50.70	0	0.00	0	0.00	11094934
(B)	Public	16136	9840626	0	0	9840626	44.97	9840626	0	9840626	44.97	0	44.97	0	0.00	NA	NA	9457673
(C)	Non Promoter - Non Public	1	946500	0	0	946500	4.33	946500	0	946500	4.33	0	4.33	0	0.00	0	0.00	0
(C1)	Shares Underlying DRs	0	0	0	0	0	0.00	0	0	0	0.00	0	0.00	0	0.00	0	0.00	0
(C2)	Shares Held By Employee Trust	1	946500	0	0	946500	4.33	946500	0	946500	4.33	0	4.33	0	0.00	0	0.00	0
	Total	16152	21882060	0	0	21882060	100.00	21882060	0	21882060	100.00	0	100.00	0	0.00	0	0.00	20552607



Garware Technical Fibres Limited (Formerly Garware-Wall Ropes Limited)

Table II (I)(a)- Statement showing shareholding pattern of the Promoter and Promoter Group

Category	Category & Name of shareholders	PAN*	Nos. of shareholders	No. of fully paid up equity shares held	No. of Partly paid-up equity shares held	No. of shares underlying Depository Receipts	Total nos. shares held	Shareholding as a % of total no. of shares (calculated as per SCRR, 1957)	Number of Voting Rights held in each class of securities			No. of Shares Underlying Outstanding convertible securities (Including Warrants)	Shareholding, as a % assuming full conversion of convertible securities (as a percentage of diluted share capital)	Number of Locked in shares		Number of Shares pledged or otherwise encumbered#		Number of equity shares held in dematerialised form	Shareholder Type	
									No of Voting Rights		Total as a % of (A+B+C)			No. of total Shares held (a)	As a % of total Shares held (b)	No. of total Shares held (a)	As a % of total Shares held (b)			
									Class eg: X	Class eg: Y										Total
	(I)	(II)	(III)	(IV)	(V)	(VI)	(VII) = (IV)+(V)+(VI)	(VIII) As a % of (A+B+C2)	(IX)			(X)	(XI) = (VII)+(X) As a % of (A+B+C2)	(XII)		(XIII)	(XIV)	(XV)		
1	Indian																			
(a)	Individuals / Hindu Undivided Family		4	35,68,305	0	0	35,68,305	16.31	3568305	0	3568305	16.31	0	16.31	0	0.00	0	0.00	35,68,305	
	Vayu Ramesh Garware		1	14,49,402	0	0	1449402	6.62	1449402	0	1449402	6.62	0	6.62	0	0.00	0	0.00	14,49,402	Promoter
	\$ Vayu Ramesh Garware		1	11,77,975	0	0	1177975	5.38	1177975	0	1177975	5.38	0	5.38	0	0.00	0	0.00	11,77,975	Promoter Group
	\$\$ Vayu Ramesh Garware		1	940918	0	0	940918	4.30	940918	0	940918	4.30	0	4.30	0	0.00	0	0.00	9,40,918	Promoter Group
	Mayuri Vayu Garware		1	10	0	0	10	0.00	10	0	10	0.00	0	0.00	0	0.00	0	0.00	10	Promoter Group
(b)	Central Government / State Government(s)		0	0	0	0	0	0.00	0	0	0	0.00	0	0.00	0	0.00	0	0.00	0	
(c)	Financial Institutions / Banks		0	0	0	0	0	0.00	0	0	0	0.00	0	0.00	0	0.00	0	0.00	0	
(d)	Any Other (Specify)		11	7526629	0	0	7526629	34.40	7526629	0	7526629	34.40	0	34.40	0	0.00	0	0.00	7526629	
	Bodies Corporate		11	7526629	0	0	7526629	34.40	7526629	0	7526629	34.40	0	34.40	0	0.00	0	0.00	7526629	
	Garware Capital Markets Ltd.		1	3562567	0	0	3562567	16.28	3562567	0	3562567	16.28	0	16.28	0	0.00	0	0.00	3562567	Promoter Group
	VMIR Investment Limited		1	922211	0	0	922211	4.21	922211	0	922211	4.21	0	4.21	0	0.00	0	0.00	922211	Promoter Group
	VRG Investments Limited		1	881400	0	0	881400	4.03	881400	0	881400	4.03	0	4.03	0	0.00	0	0.00	881400	Promoter Group
	Vimlabai Garware Research Institute		1	590070	0	0	590070	2.70	590070	0	590070	2.70	0	2.70	0	0.00	0	0.00	590070	Promoter Group
	Moonshine Investments & Trading Co.Pvt.Ltd.		1	459695	0	0	459695	2.10	459695	0	459695	2.10	0	2.10	0	0.00	0	0.00	459695	Promoter Group
	Manmit Investments & Trading Company Private Ltd.		1	284185	0	0	284185	1.30	284185	0	284185	1.30	0	1.30	0	0.00	0	0.00	284185	Promoter Group
	Sanand Investments And Trading Company Private Limited		1	275032	0	0	275032	1.26	275032	0	275032	1.26	0	1.26	0	0.00	0	0.00	275032	Promoter Group



	Sukukar Holdings & Trading Company Private Limited		1	256600	0	0	256600	1.17	256600	0	256600	1.17	0	1.17	0	0.00	0	0.00	256600	Promoter Group
	Starshine Investments & Trading Company Private Ltd.		1	201720	0	0	201720	0.92	201720	0	201720	0.92	0	0.92	0	0.00	0	0.00	201720	Promoter Group
	Gurukrupa Investments & Trading Co. Pvt. Ltd.		1	90849	0	0	90849	0.42	90849	0	90849	0.42	0	0.42	0	0.00	0	0.00	90849	Promoter Group
	Garware Research Institute		1	2300	0	0	2300	0.01	2300	0	2300	0.01	0	0.01	0	0.00	0	0.00	2300	Promoter Group
	Sub Total (A)(1)		15	11094934	0	0	11094934	50.70	11094934	0	11094934	50.70	0	50.70	0	0.00	0	0.00	11094934	
2	Foreign																			
(a)	Individuals (Non-Resident Individuals / Foreign Individuals)		0	0	0	0	0	0.00	0	0	0	0.00	0	0.00	0	0.00	0	0.00	0	
(b)	Government		0	0	0	0	0	0.00	0	0	0	0.00	0	0.00	0	0.00	0	0.00	0	
(c)	Institutions		0	0	0	0	0	0.00	0	0	0	0.00	0	0.00	0	0.00	0	0.00	0	
(d)	Foreign Portfolio Investor		0	0	0	0	0	0.00	0	0	0	0.00	0	0.00	0	0.00	0	0.00	0	
(e)	Any Other (Specify)		0	0	0	0	0	0.00	0	0	0	0.00	0	0.00	0	0.00	0	0.00	0	
	Sub Total (A)(2)		0	0	0	0	0	0.00	0	0	0	0.00	0	0.00	0	0.00	0	0.00	0	
	Total Shareholding Of Promoter And Promoter Group (A)= (A)(1)+(A)(2)		15	11094934	0	0	11094934	50.70	11094934	0	11094934	50.70	0	50.70	0	0.00	0	0.00	11094934	

Details of Shares which remain unclaimed may be given hear along with details such as number of shareholders, outstanding shares held in demat/unclaimed suspense account, voting rights which are frozen etc. - Nil

Note:

(1)* PAN would not be displayed on website of Stock Exchange(s)

(2) #The term 'Encumbrance' has the same meaning as assigned under regulation 28(3) of SEBI (Substantial Acquisition of Shares and Takeovers) Regulations, 2011.

(3)\$11,77,975 Equity Shares are registered in the name of Mr. Vayu Ramesh Garware as Partner, beneficial interest in which is held by Partnership firm- M/s Ramesh Trading Company.

(4)\$940918 Equity Shares are registered in the name of Mr. Vayu Ramesh Garware as Partner, beneficial interest in which is held by Partnership firm- M/s Sunita Trading Company.



Garware Technical Fibres Limited (Formerly Garware-Wall Ropes Limited)

Table III - Statement showing shareholding pattern of the Public shareholder

Category	Category & Name of shareholders	PAN*	Nos. of shareholders	No. of fully paid up equity shares held	No. of Partly paid-up equity shares held	No. of shares underlying Depository Receipts	Total nos. shares held	Shareholding as a % of total no. of shares (calculated as per SCRR, 1957)	Number of Voting Rights held in each class of securities			No. of Shares Underlying Outstanding convertible securities (Including Warrants)	Shareholding, as a % assuming full conversion of convertible securities (as a percentage of diluted share capital)	Number of Locked in shares		Number of Shares pledged or otherwise encumbered#		Number of equity shares held in dematerialised form	
									No of Voting Rights					Total as a % of (A+B+C)	No. (a)	As a % of total Shares held(b)	No. (a)		As a % of total Shares held(b)
									Class eg: X	Class eg: y	Total								
	(I)	(II)	(III)	(IV)	(V)	(VI)	(VII) = (IV)+(V)+ (VI)	(VIII) As a % of (A+B+C2)	(IX)			(X)	(XI)= (VII)+(X) As a % of (A+B+C2)	(XII)		(XIII)		(XIV)	
1	Institutions																		
(a)	Mutual Fund		4	389687	0	0	389687	1.78	389687	0	389687	1.78	0	1.78	0	0.00	NA	NA	389687
	SBI Small Cap Fund		1	260043	0	0	260043	1.19	260043	0	260043	1.19	0	1.19	0	0.00	NA	NA	260043
(b)	Venture Capital Funds		0	0	0	0	0	0.00	0	0	0	0.00	0	0.00	0	0.00	NA	NA	0
(c)	Alternate Investment Funds		3	296588	0	0	296588	1.36	296588	0	296588	1.36	0	1.36	0	0.00	NA	NA	296588
	Foreign Venture Capital Investors		0	0	0	0	0	0.00	0	0	0	0.00	0	0.00	0	0.00	NA	NA	0
(d)	Foreign Portfolio Investor		33	1107424	0	0	1107424	5.06	1107424	0	1107424	5.06	0	5.06	0	0.00	NA	NA	1107424
	Verdipapirfondet Odin Emerging Markets		1	397897	0	0	397897	1.82	397897	0	397897	1.82	0	1.82	0	0.00	NA	NA	397897
(f)	Financial Institutions / Banks		6	32641	0	0	32641	0.15	32641	0	32641	0.15	0	0.15	0	0.00	NA	NA	31491
(g)	Insurance Companies		2	146603	0	0	146603	0.67	146603	0	146603	0.67	0	0.67	0	0.00	NA	NA	146453
(h)	Provident Funds/ Pension Funds		0	0	0	0	0	0.00	0	0	0	0.00	0	0.00	0	0.00	NA	NA	0
(i)	Any Other (Specify)		0	0	0	0	0	0.00	0	0	0	0.00	0	0.00	0	0.00	NA	NA	0
	Sub Total (B)(1)		48	1972943	0	0	1972943	9.02	1972943	0	1972943	9.02	0	9.02	0	0.00	NA	NA	1971643
2	Central Government/ State Government(s)/ President of India																		
	Central Government/ State Government(s)		0	0	0	0	0	0.00	0	0	0	0.00	0	0.00	0	0.00	NA	NA	0
	Sub Total (B)(2)		0	0	0	0	0	0.00	0	0	0	0.00	0	0.00	0	0.00	NA	NA	0




3	Non-Institutions																		
(a)	Individuals																		
	i. Individual shareholders holding nominal share capital up to Rs. 2 lakhs.	14806	4746746	0	0	4746746	21.69	4746746	0	4746746	21.69	0	21.69	0	0.00	NA	NA	4369575	
	ii. Individual shareholders holding nominal share capital in excess of Rs. 2 lakhs.	18	1078923	0	0	1078923	4.93	1078923	0	1078923	4.93	0	4.93	0	0.00	NA	NA	1078923	
	Vinodchandra Mansukhlal Parekh	1	256568	0	0	256568	1.17	256568	0	256568	1.17	0	1.17	0	0.00	NA	NA	256568	
(b)	NBFCs registered with RBI	5	13390	0	0	13390	0.06	13390	0	13390	0.06	0	0.06	0	0.00	NA	NA	13390	
(c)	Employee Trusts	0	0	0	0	0	0.00	0	0	0	0.00	0	0.00	0	0.00	NA	NA	0	
(d)	Overseas Depositories(holding DRs) (balancing figure)	0	0	0	0	0	0.00	0	0	0	0.00	0	0.00	0	0.00	NA	NA	0	
(e)	Any Other (Specify)	1259	2028624	0	0	2028624	9.27	2028624	0	2028624	9.27	0	9.27	0	0.00	NA	NA	2024142	
	Investor Education and Protection Fund Authority	1	61866	0	0	61866	0.28	61866	0	61866	0.28	0	0.28	0	0.00	NA	NA	61866	
	Trusts	2	6866	0	0	6866	0.03	6866	0	6866	0.03	0	0.03	0	0.00	NA	NA	6866	
	Foreign National	2	2420	0	0	2420	0.01	2420	0	2420	0.01	0	0.01	0	0.00	NA	NA	2420	
	Hindu Undivided Family	272	297290	0	0	297290	1.36	297290	0	297290	1.36	0	1.36	0	0.00	NA	NA	297290	
	Non Resident Indians (Non Repat)	254	140921	0	0	140921	0.64	140921	0	140921	0.64	0	0.64	0	0.00	NA	NA	138985	
	Non Resident Indians (Repat)	356	151899	0	0	151899	0.69	151899	0	151899	0.69	0	0.69	0	0.00	NA	NA	151899	
	Clearing Member	44	7723	0	0	7723	0.04	7723	0	7723	0.04	0	0.04	0	0.00	NA	NA	7723	
	Bodies Corporate	328	1359639	0	0	1359639	6.21	1359639	0	1359639	6.21	0	6.21	0	0.00	NA	NA	1357093	
	Catamaran Advisors LLP	1	538610	0	0	538610	2.46	538610	0	538610	2.46	0	2.46	0	0.00	NA	NA	538610	
	Garware Polyester Limited	1	262543	0	0	262543	1.20	262543	0	262543	1.20	0	1.20	0	0.00	NA	NA	262543	
	Sub Total (B)(3)	16088	7867683	0	0	7867683	35.95	7867683	0	7867683	35.95	0	35.95	0	0.00	NA	NA	7486030	
	Total Public Shareholding (B)= (B)(1)+(B)(2)+(B)(3)	16136	9840626	0	0	9840626	44.97	9840626	0	9840626	44.97	0	44.97	0	0.00	NA	NA	9457673	

Details of the shareholders acting as persons in Concert including their Shareholding (No. and %): Nil

Details of Shares which remain unclaimed may be given hear along with details such as number of shareholders, outstanding shares held in demat/unclaimed suspense account, voting rights which are frozen etc. - Nil
Note:

(1)* PAN would not be displayed on website of Stock Exchange(s)

(2) #The term 'Encumbrance' has the same meaning as assigned under regulation 28(3) of SEBI (Substantial Acquisition of Shares and Takeovers) Regulations, 2011.



Garware Technical Fibres Limited (Formerly Garware-Wall Ropes Limited)

Table IV - Statement showing shareholding pattern of the Non Promoter- Non Public shareholder

Category	Category & Name of shareholders	PAN*	Nos. of shareholders	No. of fully paid up equity shares held	No. of Partly paid-up equity shares held	No. of shares underlying Depository Receipts	Total nos. shares held	Shareholding as a % of total no. of shares (calculated as per SCRR, 1957)	Number of Voting Rights held in each class of securities			No. of Shares Underlying Outstanding convertible securities (including Warrants)	Shareholding, as a % assuming full conversion of convertible securities (as a percentage of diluted share capital)	Number of Locked in shares		Number of Shares pledged or otherwise encumbered#		Number of equity shares held in dematerialised form	
									No of Voting Rights					Total as a % of (A+B+C)	No. (a)	As a % of total Shares held(b)	No. (a)		As a % of total Shares held(b)
									Class eg: X	Class eg: Y	Total								
	(I)	(II)	(III)	(IV)	(V)	(VI)	(VII) = (IV)+(V)+(VI)	(VIII) As a % of (A+B+C2)	(IX)			(X)	(XI)= (VII)+(X) As a % of (A+B+C2)	(XII)		(XIII)		(XIV)	
1	Custodian/DR Holder		0	0	0	0	0	0.00	0	0	0	0.00	0	0.00	0	0.00	0	0.00	0
2	Employee Benefit Trust (under SEBI (Share based Employee Benefit) Regulations, 2014)		1	946500	0	0	946500	4.33	946500	0	946500	4.33	0	4.33	0	0.00	0	0.00	0
	GWRL Managerial Staff Welfare Trust		1	946500	0	0	946500	4.33	946500	0	946500	4.33	0	4.33	0	0.00	0	0.00	0
	Total Non-Promoter- Non Public Shareholding (C)= (C)(1)+(C)(2)		1	946500	0	0	946500	4.33	946500	0	946500	4.33	0	4.33	0	0.00	0	0.00	0

Details of Shares which remain unclaimed may be given hear along with details such as number of shareholders, outstanding shares held in demat/unclaimed suspense account, voting rights which are frozen etc. - Nil

Note:

(1)* PAN would not be displayed on website of Stock Exchange(s)

(2) #The term 'Encumbrance' has the same meaning as assigned under regulation 28(3) of SEBI (Substantial Acquisition of Shares and Takeovers) Regulations, 2011.




Table V - Statement showing shareholding pattern of the Significant Beneficiary Owner (SBO)

	Name	PAN	Passport No. in case of a foreign national	Nationality	Details of holding/ exercise of right of the SBO in the reporting company, whether direct or indirect*					Date of creation / acquisition of significant beneficial interest
					Shares	Voting rights	Rights on distributable dividend or any other distribution	Exercise of control	Exercise of significant influence	
1	Vayu Ramesh Garware			Australia	33.73	33.73	0.00			
A	Garware Capital Markets Limited			India	15.73	15.73	0.00	No	No	28-Feb-2014
B	VMIR Investment Ltd.			India	4.15	4.15	0.00	No	No	28-Feb-2014
C	VRG Investments Ltd.			India	3.97	3.97	0.00	No	No	28-Feb-2014
D	Vimlabai Garware Research Institute			India	2.70	2.70	0.00	No	No	11-Sep-2017
E	Moonshine Investments & Trading Co. Pvt. Ltd.			India	2.10	2.10	0.00	No	No	28-Feb-2014
F	Manmit Investments & Trading Co. Pvt. Ltd.			India	1.30	1.30	0.00	No	No	28-Feb-2014
G	Sanand Investments & Trading Co. Pvt. Ltd.			India	1.26	1.26	0.00	No	No	28-Feb-2014
H	Sukukar Holdings & Trading Co. Pvt. Ltd.			India	1.17	1.17	0.00	No	No	28-Feb-2014
I	Starshine Investments & Trading Co. Pvt. Ltd.			India	0.92	0.92	0.00	No	No	28-Feb-2014
J	Gurukrupa Investments & Trading Co. Pvt. Ltd.			India	0.42	0.42	0.00	No	No	28-Feb-2014
K	Garware Research Institute			India	0.01	0.01	0.00	No	No	11-Sep-2017

