


Shareholding Pattern under Regulation 31 of SEBI (Listing Obligations and Disclosure Requirements) Regulations, 2015

1	Name of Listed Entity: Garware Technical Fibres Limited (Formerly Garware-Wall Ropes Limited)
2	Scrip Code/Name of Scrip/Class of Security: 509557 (GARFIBRES) / Garware Technical Fibres Limited / Equity
3	Share Holding Pattern Filed under: Reg. 31(1)(b)
4	Quarter Ended: 31-12-2021
5	Declaration: The Listed entity is required to submit the following declaration to the extent of submission of information:-

	Particulars	Yes*	No*
1	Whether the Listed Entity has issued any partly paid up shares?		No
2	Whether the Listed Entity has issued any Convertible Securities or Warrants?		No
3	Whether the Listed Entity has any shares against which depository receipts are issued?		No
4	Whether the Listed Entity has any shares in locked-in?		No
5	Whether any shares held by promoters are pledge or otherwise encumbered?		No
6	Whether the Listed Entity has issued any differential Voting Rights?		No
7	Whether the listed entity has any significant beneficial owner?	Yes	


* If the Listed Entity selects the option 'No' for the questions above, the columns for the partly paid up shares, Outstanding Convertible Securities/Warrants, depository receipts, locked-in shares, No of shares pledged or otherwise encumbered by promoters, as applicable, shall not be displayed at the time of dissemination on the Stock Exchange website. Also wherever there is 'No' declared by Listed Entity in above table the values will be considered as 'Zero' by default on submission of the format of holding of specified securities.



Garware Technical Fibres Limited (Formerly Garware-Wall Ropes Limited)

Table I - Summary Statement holding of specified securities


Category	Category of shareholder	Number of shareholders	No. of fully paid up equity shares held	No. of Partly paid-up equity shares held	No. of shares underlying Depository Receipts	Total nos. shares held	Shareholding as a % of total no. of shares (calculated as per SCRR, 1957)	Number of Voting Rights held in each class of securities			No. of Shares Underlying Outstanding convertible securities (including Warrants)	Shareholding, as a % assuming full conversion of convertible securities (as a percentage of diluted share capital)	Number of Locked in shares		Number of Shares pledged or otherwise encumbered		Number of equity shares held in dematerialised form	
								No of Voting Rights					Total as a % of (A+B+C)	No. (a)	As a % of total Shares held (b)	No. (a)		As a % of total Shares held (b)
								Class eg: X	Class eg: y	Total								
(I)	(II)	(III)	(IV)	(V)	(VI)	(VII) = (IV)+(V)+(VI)	(VIII) As a % of (A+B+C2)	(IX)			(X)	(XI) = (VII)+(X) As a % of (A+B+C2)	(XII)		(XIII)		(XIV)	
(A)	Promoter & Promoter Group	17	10848730	0	0	10848730	52.62	10848730	0	10848730	52.62	0	52.62	0	0.00	0	0.00	10848730
(B)	Public	41780	9769439	0	0	9769439	47.38	9769439	0	9769439	47.38	0	47.38	0	0.00	NA	NA	9472261
(C)	Non Promoter - Non Public	0	0	0	0	0	0.00	0	0	0	0.00	0	0.00	0	0.00	0	0.00	0
(C1)	Shares Underlying DRs	0	0	0	0	0	0.00	0	0	0	0.00	0	0.00	0	0.00	0	0.00	0
(C2)	Shares Held By Employee Trust	0	0	0	0	0	0.00	0	0	0	0.00	0	0.00	0	0.00	0	0.00	0
	Total	41797	20618169	0	0	20618169	100.00	20618169	0	20618169	100.00	0	100.00	0	0.00	0	0.00	20320991



Garware Technical Fibres Limited (Formerly Garware-Wall Ropes Limited)

Table II (I)(a)- Statement showing shareholding pattern of the Promoter and Promoter Group

Category	Category & Name of shareholders	PAN*	Nos. of shareholders	No. of fully paid up equity shares held	No. of Partly paid-up equity shares held	No. of shares underlying Depository Receipts	Total nos. shares held	Shareholding as a % of total no. of shares (calculated as per SCRR, 1957)	Number of Voting Rights held in each class of securities			No. of Shares Underlying Outstanding convertible securities (including Warrants)	Shareholding, as a % assuming full conversion of convertible securities (as a percentage of diluted share capital)	Number of Locked in shares		Number of Shares pledged or otherwise encumbered#		Number of equity shares held in dematerialised form	Shareholder Type	
									No of Voting Rights		Total as a % of (A+B+C)			No (a)	As a % of total Shares held(b)	No (a)	As a % of total Shares held(b)			
									Class eg: X	Class eg: Y										Total
	(I)	(II)	(III)	(IV)	(V)	(VI)	(VII) = (IV)+(V)+(VI)	(VIII) As a % of (A+B+C2)	(IX)			(X)	(XI) = (VII)+(X) As a % of (A+B+C2)	(XII)	(XIII)	(XIV)	(XV)			
1	Indian																			
(a)	Individuals / Hindu Undivided Family		4	3,355,729	0	0	3,355,729	16.28	3355729	0	3355729	16.28	0	16.28	0	0.00	0	0.00	3,355,729	
	Vayu Ramesh Garware		1	1,361,635	0	0	1,361,635	6.60	1361635	0	1361635	6.60	0	6.60	0	0.00	0	0.00	1,361,635	Promoter
	\$ Vayu Ramesh Garware		1	1,108,393	0	0	1,108,393	5.38	1108393	0	1108393	5.38	0	5.38	0	0.00	0	0.00	1,108,393	Promoter Group
	\$\$ Vayu Ramesh Garware		1	885,691	0	0	885,691	4.30	885691	0	885691	4.30	0	4.30	0	0.00	0	0.00	885,691	Promoter Group
	Mayuri Vayu Garware		1	10	0	0	10	0.00	10	0	10	0.00	0	0.00	0	0.00	0	0.00	10	Promoter Group
(b)	Central Government / State Government(s)		0	0	0	0	0	0.00	0	0	0	0.00	0	0.00	0	0.00	0	0.00	0	
(c)	Financial Institutions / Banks		0	0	0	0	0	0.00	0	0	0	0.00	0	0.00	0	0.00	0	0.00	0	
(d)	Any Other (Specify)		13	7493001	0	0	7493001	36.34	7493001	0	7493001	36.34	0	36.34	0	0.00	0	0.00	7493001	
	Bodies Corporate		11	7492981	0	0	7492981	36.34	7492981	0	7492981	36.34	0	36.34	0	0.00	0	0.00	7492981	
	Garware Capital Markets Ltd.		1	3568170	0	0	3568170	17.31	3568170	0	3568170	17.31	0	17.31	0	0.00	0	0.00	3568170	Promoter Group
	VMIR Investment Limited		1	922211	0	0	922211	4.47	922211	0	922211	4.47	0	4.47	0	0.00	0	0.00	922211	Promoter Group
	VRG Investments Limited		1	881400	0	0	881400	4.27	881400	0	881400	4.27	0	4.27	0	0.00	0	0.00	881400	Promoter Group
	Vimlabai Garware Research Institute Private Limited		1	554339	0	0	554339	2.69	554339	0	554339	2.69	0	2.69	0	0.00	0	0.00	554339	Promoter Group
	Moonshine Investments & Trading Co.Pvt.Ltd.		1	457945	0	0	457945	2.22	457945	0	457945	2.22	0	2.22	0	0.00	0	0.00	457945	Promoter Group
	Manmit Investments & Trading Company Private Ltd.		1	284185	0	0	284185	1.38	284185	0	284185	1.38	0	1.38	0	0.00	0	0.00	284185	Promoter Group
	Sanand Investments And Trading Company Private Limited		1	275032	0	0	275032	1.33	275032	0	275032	1.33	0	1.33	0	0.00	0	0.00	275032	Promoter Group



	Sukukar Holdings & Trading Company Private Limited	1	256600	0	0	256600	1.24	256600	0	256600	1.24	0	1.24	0	0.00	0	0.00	256600	Promoter Group
	Starshine Comtrade Private Ltd.	1	201720	0	0	201720	0.98	201720	0	201720	0.98	0	0.98	0	0.00	0	0.00	201720	Promoter Group
	Gurukrupa Comtrade Private Limited	1	89079	0	0	89079	0.43	89079	0	89079	0.43	0	0.43	0	0.00	0	0.00	89079	Promoter Group
	Garware Research Institute Trust	1	2300	0	0	2300	0.01	2300	0	2300	0.01	0	0.01	0	0.00	0	0.00	2300	Promoter Group
	Trust	2	20	0	0	20	0.00	20	0	20	0.00	0	0.00	0	0	0	0	20	
	Vayu Ramesh Garware on behalf of VRG Family Trust	1	10	0	0	10	0.00	10	0	10	0.00	0	0.00	0	0.00	0	0.00	10	Promoter Group
	Vayu Ramesh Garware on behalf of Vayu Garware Family Trust	1	10	0	0	10	0.00	10	0	10	0.00	0	0.00	0	0.00	0	0.00	10	Promoter Group
	Sub Total (A)(1)	17	10848730	0	0	10848730	52.62	10848730	0	10848730	52.62	0	52.62	0	0.00	0	0.00	10848730	
2	Foreign																		
(a)	Individuals (Non-Resident Individuals / Foreign Individuals)	0	0	0	0	0	0.00	0	0	0	0.00	0	0.00	0	0.00	0	0.00	0	
(b)	Government	0	0	0	0	0	0.00	0	0	0	0.00	0	0.00	0	0.00	0	0.00	0	
(c)	Institutions	0	0	0	0	0	0.00	0	0	0	0.00	0	0.00	0	0.00	0	0.00	0	
(d)	Foreign Portfolio Investor	0	0	0	0	0	0.00	0	0	0	0.00	0	0.00	0	0.00	0	0.00	0	
(e)	Any Other (Specify)	0	0	0	0	0	0.00	0	0	0	0.00	0	0.00	0	0.00	0	0.00	0	
	Sub Total (A)(2)	0	0	0	0	0	0.00	0	0	0	0.00	0	0.00	0	0.00	0	0.00	0	
	Total Shareholding Of Promoter And Promoter Group (A)= (A)(1)+(A)(2)	17	10848730	0	0	10848730	52.62	10848730	0	10848730	52.62	0	52.62	0	0.00	0	0.00	10848730	

Details of Shares which remain unclaimed may be given hear along with details such as number of shareholders, outstanding shares held in demat/unclaimed suspense account, voting rights which are frozen etc. - Nil

Note:

(1)* PAN would not be displayed on website of Stock Exchange(s)

(2) #The term 'Encumbrance' has the same meaning as assigned under regulation 28(3) of SEBI (Substantial Acquisition of Shares and Takeovers) Regulations, 2011.

(3)\$11,08,393 Equity Shares are registered In the name of Mr. Vayu Ramesh Garware as Partner, beneficial interest in which is held by Partnership firm- M/s Ramesh Trading Company. (PAN. AADFR4416L)

(4)\$885691 Equity Shares are registered In the name of Mr. Vayu Ramesh Garware as Partner,beneficial interest in which is held by Partnership firm- M/s Sunita Trading Company. (PAN. AAHFS1132Q)



Garware Technical Fibres Limited (Formerly Garware-Wall Ropes Limited)

Table III - Statement showing shareholding pattern of the Public shareholder

Category	Category & Name of shareholders	PAN*	Nos. of shareholders	No. of fully paid up equity shares held	No. of Partly paid-up equity shares held	No. of shares underlying Depository Receipts	Total nos. shares held	Shareholding as a % of total no. of shares (calculated as per SCRR, 1957)	Number of Voting Rights held in each class of securities			No. of Shares Underlying Outstanding convertible securities (including Warrants)	Shareholding as a % assuming full conversion of convertible securities (as a percentage of diluted share capital)	Number of Locked In shares		Number of Shares pledged or otherwise encumbered#		Number of equity shares held in dematerialised form	
									No of Voting Rights					Total as a % of (A+B+C)	No. (a)	As a % of total Shares held(b)	No. (a)		As a % of total Shares held(b)
									Class eg: X	Class eg: y	Total								
	(I)	(II)	(III)	(IV)	(V)	(VI)	(VII) = (IV)+(V)+ (VI)	(VIII) As a % of (A+B+C2)	(IX)			(X)	(XI)= (VII)+(X) As a % of (A+B+C2)	(XII)		(XIII)		(XIV)	
1	Institutions																		
(a)	Mutual Fund		9	545499	0	0	545499	2.65	545499	0	545499	2.65	0	2.65	0	0.00	NA	NA	545499
	SBI Small Cap Fund		1	277974	0	0	277974	1.35	277974	0	277974	1.35	0	1.35	0	0.00	NA	NA	277974
(b)	Venture Capital Funds		0	0	0	0	0	0.00	0	0	0	0.00	0	0.00	0	0.00	NA	NA	0
(c)	Alternate Investment Funds		10	350142	0	0	350142	1.70	350142	0	350142	1.70	0	1.70	0	0.00	NA	NA	350142
(d)	Foreign Venture Capital Investors		0	0	0	0	0	0.00	0	0	0	0.00	0	0.00	0	0.00	NA	NA	0
(e)	Foreign Portfolio Investor		66	1624544	0	0	1624544	7.88	1624544	0	1624544	7.88	0	7.88	0	0.00	NA	NA	1624544
	Verdipapirfondet Odin Emerging Markets		1	317335	0	0	317335	1.54	317335	0	317335	1.54	0	1.54	0	0.00	NA	NA	317335
	Ashoka India Opportunities Fund		1	380840	0	0	380840	1.85	380840	0	380840	1.85	0	1.85	0	0.00	NA	NA	380840
(f)	Financial Institutions / Banks		3	1628	0	0	1628	0.01	1628	0	1628	0.01	0	0.01	0	0.00	NA	NA	628
(g)	Insurance Companies		1	150	0	0	150	0.00	150	0	150	0.00	0	0.00	0	0.00	NA	NA	0
(h)	Provident Funds/ Pension Funds		0	0	0	0	0	0.00	0	0	0	0.00	0	0.00	0	0.00	NA	NA	0
(i)	Any Other (Specify)		0	0	0	0	0	0.00	0	0	0	0.00	0	0.00	0	0.00	NA	NA	0
	Sub Total (B)(1)		89	2521963	0	0	2521963	12.23	2521963	0	2521963	12.23	0	12.23	0	0.00	NA	NA	2520813
2	Central Government/ State Government(s)/ President of India																		
	Central Government/ State Government(s)		0	0	0	0	0	0.00	0	0	0	0.00	0	0.00	0	0.00	NA	NA	0
	Sub Total (B)(2)		0	0	0	0	0	0.00	0	0	0	0.00	0	0.00	0	0.00	NA	NA	0



3	Non-Institutions																	
(a)	Individuals																	
	i. Individual shareholders holding nominal share capital up to Rs. 2 lakhs.	38907	4778313	0	0	4778313	23.18	4778313	0	4778313	23.18	0	23.18	0	0.00	NA	NA	4485793
	ii. Individual shareholders holding nominal share capital in excess of Rs. 2 lakhs.	18	1050207	0	0	1050207	5.09	1050207	0	1050207	5.09	0	5.09	0	0.00	NA	NA	1050207
	Vinodchandra Mansukhlal Parekh	1	241032	0	0	241032	1.17	241032	0	241032	1.17	0	1.17	0	0.00	NA	NA	241032
(b)	NBFCs registered with RBI	1	5558	0	0	5558	0.03	5558	0	5558	0.03	0	0.03	0	0.00	NA	NA	5558
(c)	Employee Trusts	0	0	0	0	0	0.00	0	0	0	0.00	0	0.00	0	0.00	NA	NA	0
(d)	Overseas Depositories(holding DRs) (balancing figure)	0	0	0	0	0	0.00	0	0	0	0.00	0	0.00	0	0.00	NA	NA	0
(e)	Any Other (Specify)	2765	1413398	0	0	1413398	6.86	1413398	0	1413398	6.86	0	6.86	0	0.00	NA	NA	1409890
	Investor Education and Protection Fund Authority	1	102317	0	0	102317	0.50	102317	0	102317	0.50	0	0.50	0	0.00	NA	NA	102317
	Trusts	3	1626	0	0	1626	0.01	1626	0	1626	0.01	0	0.01	0	0.00	NA	NA	1626
	Foreign National	1	1795	0	0	1795	0.01	1795	0	1795	0.01	0	0.01	0	0.00	NA	NA	1795
	Hindu Undivided Family	591	264631	0	0	264631	1.28	264631	0	264631	1.28	0	1.28	0	0.00	NA	NA	264631
	Non Resident Indians (Non Repat)	541	151256	0	0	151256	0.73	151256	0	151256	0.73	0	0.73	0	0.00	NA	NA	149320
	Non Resident Indians (Repat)	865	128267	0	0	128267	0.62	128267	0	128267	0.62	0	0.62	0	0.00	NA	NA	128267
	Limited Liability Partnership	69	48913	0	0	48913	0.24	48913	0	48913	0.24	0	0.24	0	0.00	NA	NA	48913
	Clearing Member	27	3034	0	0	3034	0.01	3034	0	3034	0.01	0	0.01	0	0.00	NA	NA	3034
	Bodies Corporate	667	711559	0	0	711559	3.45	711559	0	711559	3.45	0	3.45	0	0.00	NA	NA	709987
	Garware Hi-Tech Films Limited	1	262543	0	0	262543	1.27	262543	0	262543	1.27	0	1.27	0	0.00	NA	NA	262543
	Sub Total (B)(3)	41691	7247476	0	0	7247476	35.15	7247476	0	7247476	35.15	0	35.15	0	0.00	NA	NA	6951448
	Total Public Shareholding (B)= (B)(1)+(B)(2)+(B)(3)	41780	9769439	0	0	9769439	47.38	9769439	0	9769439	47.38	0	47.38	0	0.00	NA	NA	9472261


Details of the shareholders acting as persons in Concert including their Shareholding (No. and %): Nil

Details of Shares which remain unclaimed may be given here along with details such as number of shareholders, outstanding shares held in demat/unclaimed suspense account, voting rights which are frozen etc. - Nil

Note:

(1)* PAN would not be displayed on website of Stock Exchange(s)

(2) #The term 'Encumbrance' has the same meaning as assigned under regulation 28(3) of SEBI (Substantial Acquisition of Shares and Takeovers) Regulations, 2011.



Garware Technical Fibres Limited (Formerly Garware-Wall Ropes Limited)

Table IV - Statement showing shareholding pattern of the Non Promoter- Non Public shareholder


Category	Category & Name of shareholders	PAN*	Nos. of shareholders	No. of fully paid up equity shares held	No. of Partly paid-up equity shares held	No. of shares underlying Depository Receipts	Total nos. shares held	Shareholding as a % of total no. of shares (calculated as per SCRR, 1957)	Number of Voting Rights held in each class of securities			No. of Shares Underlying Outstanding convertible securities (including Warrants)	Shareholding, as a % assuming full conversion of convertible securities (as a percentage of diluted share capital)	Number of Locked in shares		Number of Shares pledged or otherwise encumbered#		Number of equity shares held in dematerialised form	
									No of Voting Rights		Total as a % of (A+B+C)			No. (a)	As a % of total Shares held(b)	No. (a)	As a % of total Shares held(b)		
									Class eg: X	Class eg: Y									Total
	(I)	(II)	(III)	(IV)	(V)	(VI)	(VII) = (IV)+(V)+ (VI)	(VIII) As a % of (A+B+C2)	(IX)			(X)	(XI)= (VII)+(X) As a % of (A+B+C2)	(XII)		(XIII)	(XIV)		
1	Custodian/DR Holder		0	0	0	0	0	0.00	0	0	0	0.00	0	0.00	0	0.00	0	0.00	0
	Employee Benefit Trust (under SEBI (Share based Employee Benefit) Regulations, 2014)		0	0	0	0	0	0.00	0	0	0	0.00	0	0.00	0	0.00	0	0.00	0
	Total Non-Promoter- Non Public Shareholding (C)= (C)(1)+(C)(2)		0	0	0	0	0	0.00	0	0	0	0.00	0	0.00	0	0.00	0	0.00	0

Details of Shares which remain unclaimed may be given hear along with details such as number of shareholders, outstanding shares held in demat/unclaimed suspense account, voting rights which are frozen etc. - Nil

Note:

(1)* PAN would not be displayed on website of Stock Exchange(s)

(2) #The term 'Encumbrance' has the same meaning as assigned under regulation 28(3) of SEBI (Substantial Acquisition of Shares and Takeovers) Regulations, 2011.



Sr. No.	Details of the SBO			Details of the registered owner		Details of holding/ exercise of right of the SBO in the reporting company, whether direct or indirect*:					Date of creation / acquisition of significant beneficial interest
	Name	Nationality	Nationality (Applicable in case of Any other is selected)	Name	Nationality	Whether by virtue of:					
						Shares	Voting rights	Rights on distributable dividend or any other distribution	Exercise of control	Exercise of significant influence	
1	Vayu Ramesh Garware	Any other	Australia	Garware Capital Markets Limited	India	17.31	17.31	0	No	No	28-02-2014
2	Vayu Ramesh Garware	Any other	Australia	VMIR INVESTMENT LTD.	India	4.47	4.47	0	No	No	28-02-2014
3	Vayu Ramesh Garware	Any other	Australia	VRG Investments Ltd.	India	4.27	4.27	0	No	No	28-02-2014
4	Vayu Ramesh Garware	Any other	Australia	Vimlabai Garware Research Institute Private Limited	India	2.69	2.69	0	No	No	11-09-2017
5	Vayu Ramesh Garware	Any other	Australia	Moonshine Investments & Trading Co. Pvt. Ltd.	India	2.22	2.22	0	No	No	28-02-2014
6	Vayu Ramesh Garware	Any other	Australia	Manmit Investments & Trading Co. Pvt. Ltd.	India	1.38	1.38	0	No	No	28-02-2014
7	Vayu Ramesh Garware	Any other	Australia	Sanand Investments & Trading Co. Pvt. Ltd.	India	1.33	1.33	0	No	No	28-02-2014
8	Vayu Ramesh Garware	Any other	Australia	Sukukar Holdings & Trading Co. Pvt. Ltd.	India	1.24	1.24	0	No	No	28-02-2014
9	Vayu Ramesh Garware	Any other	Australia	Starshine Comtrade Pvt. Ltd.	India	0.98	0.98	0	No	No	28-02-2014
10	Vayu Ramesh Garware	Any other	Australia	Gurukrupa Comtrade Pvt. Ltd.	India	0.43	0.43	0	No	No	28-02-2014
11	Vayu Ramesh Garware	Any other	Australia	Garware Research Institute	India	0.01	0.01	0	No	No	11-09-2017
12	Vayu Ramesh Garware	Any other	Australia	Vayu Ramesh Garware on behalf of VRG Family Trust	India	0.00	0.00	0	No	No	22-06-2021
13	Vayu Ramesh Garware	Any other	Australia	Vayu Ramesh Garware on behalf of Vayu Garware Family Trust	India	0.00	0.00	0	No	No	22-06-2021

