


Shareholding Pattern under Regulation 31 of SEBI (Listing Obligations and Disclosure Requirements) Regulations, 2015

1	Name of Listed Entity: Garware Technical Fibres Limited (Formerly Garware-Wall Ropes Limited)
2	Scrip Code/Name of Scrip/Class of Security: 509557 (GARFIBRES) / Garware Technical Fibres Limited / Equity
3	Share Holding Pattern Filed under: Reg. 31(1)(c)
4	Date of Allotment / extinguishment: 26-08-2020 #
5	Declaration: The Listed entity is required to submit the following declaration to the extent of submission of information:-

	Particulars	Yes*	No*
1	Whether the Listed Entity has issued any partly paid up shares?		No
2	Whether the Listed Entity has issued any Convertible Securities or Warrants?		No
3	Whether the Listed Entity has any shares against which depository receipts are issued?		No
4	Whether the Listed Entity has any shares in locked-in?		No
5	Whether any shares held by promoters are pledge or otherwise encumbered?		No
6	Whether the Listed Entity has issued any differential Voting Rights?		No
7	Whether the listed entity has any significant beneficial owner?	Yes	

* If the Listed Entity selects the option 'No' for the questions above, the columns for the partly paid up shares, Outstanding Convertible Securities/Warrants, depository receipts, locked-in shares, No of shares pledged or otherwise encumbered by promoters, as applicable, shall not be displayed at the time of dissemination on the Stock Exchange website. Also wherever there is 'No' declared by Listed Entity in above table the values will be considered as 'Zero' by default on submission of the format of holding of specified securities.


The Board of Directors of the Company by passing of Resolution through circulation on 26th August, 2020, taken on Record, the Order passed by Hon`ble National Company Law Tribunal, Mumbai Bench, approving application bearing CP No. 1114 of 2019, confirming Special Resolution passed by the Shareholders of the Company on 10th February, 2019 for Reduction of Capital of the Company by cancellation of 9,46,500 Equity Shares held by GWRL Managerial Staff Welfare Trust, a non promoter non public shareholder. Consequently, Registrar and Transfer Agent of the Company has given effect the cancellation of said 9,46,500 equity Shares held in Physical by GWRL Managerial Staff Welfare Trust on 31st August, 2020



Garware Technical Fibres Limited (Formerly Garware-Wall Ropes Limited)

Table I - Summary Statement holding of specified securities


Category	Category of shareholder	Number of shareholders	No. of fully paid up equity shares held	No. of Partly paid-up equity shares held	No. of shares underlying Depository Receipts	Total nos. shares held	Shareholding as a % of total no. of shares (calculated as per SCRR, 1957)	Number of Voting Rights held in each class of securities			No. of Shares Underlying Outstanding convertible securities (including Warrants)	Shareholding, as a % assuming full conversion of convertible securities (as a percentage of diluted share capital)	Number of Locked in shares		Number of Shares pledged or otherwise encumbered		Number of equity shares held in dematerialised form	
								No of Voting Rights					Total as a % of (A+B+C)	No. (a)	As a % of total Shares held (b)	No. (a)		As a % of total Shares held (b)
								Class eg: X	Class eg: y	Total								
(I)	(II)	(III)	(IV)	(V)	(VI)	(VII) = (IV)+(V)+(VI)	(VIII) As a % of (A+B+C2)	(IX)			(X)	(XI) = (VII)+(X) As a % of (A+B+C2)	(XII)		(XIII)		(XIV)	
(A)	Promoter & Promoter Group	15	11095937	0	0	11095937	53.00	11095937	0	11095937	53.00	0	53.00	0	0.00	0	0.00	11095937
(B)	Public	22424	9839623	0	0	9839623	47.00	9839623	0	9839623	47.00	0	47.00	0	0.00	NA	NA	9494485
(C)	Non Promoter - Non Public	0	0	0	0	0	0.00	0	0	0	0.00	0	0.00	0	0.00	0	0.00	0
(C1)	Shares Underlying DRs	0	0	0	0	0	0.00	0	0	0	0.00	0	0.00	0	0.00	0	0.00	0
(C2)	Shares Held By Employee Trust	0	0	0	0	0	0.00	0	0	0	0.00	0	0.00	0	0.00	0	0.00	0
	Total	22439	20935560	0	0	20935560	100.00	20935560	0	20935560	100.00	0	100.00	0	0.00	0	0.00	20590422



Garware Technical Fibres Limited (Formerly Garware-Wall Ropes Limited)

Table II (I)(a)- Statement showing shareholding pattern of the Promoter and Promoter Group

Category	Category & Name of shareholders	PAN*	Nos. of shareholders	No. of fully paid up equity shares held	No. of Partly paid-up equity shares held	No. of shares underlying Depository Receipts	Total nos. shares held	Shareholding as a % of total no. of shares (calculated as per SCRR, 1957)	Number of Voting Rights held in each class of securities				No. of Shares Underlying Outstanding convertible securities (Including Warrants)	Shareholding, as a % assuming full conversion of convertible securities (as a percentage of diluted share capital)	Number of Locked In shares		Number of Shares pledged or otherwise encumbered#		Number of equity shares held in dematerialised form	Shareholder Type
									No of Voting Rights			Total as a % of (A+B+C)			No. (a)	As a % of total Shares held(b)	No. (a)	As a % of total Shares held(b)		
									Class eg: X	Class eg: Y	Total									
	(I)	(II)	(III)	(IV)	(V)	(VI)	(VII) = (IV)+(V)+(VI)	(VIII) As a % of (A+B+C2)	(IX)				(X)	(XI) = (VII)+(X) As a % of (A+B+C2)	(XII)	(XIII)	(XIV)	(XV)		
1	Indian																			
(a)	Individuals / Hindu Undivided Family		4	35,68,305	0	0	35,68,305	17.04	3568305	0	3568305	17.04	0	16.31	0	0.00	0	0.00	35,68,305	
	Vayu Ramesh Garware		1	14,49,402	0	0	1449402	6.92	1449402	0	1449402	6.92	0	6.92	0	0.00	0	0.00	14,49,402	Promoter
	\$ Vayu Ramesh Garware		1	11,77,975	0	0	1177975	5.63	1177975	0	1177975	5.63	0	5.63	0	0.00	0	0.00	11,77,975	Promoter Group
	\$ \$ Vayu Ramesh Garware		1	940918	0	0	940918	4.49	940918	0	940918	4.49	0	4.49	0	0.00	0	0.00	9,40,918	Promoter Group
	Mayuri Vayu Garware		1	10	0	0	10	0.00	10	0	10	0.00	0	0.00	0	0.00	0	0.00	10	Promoter Group
(b)	Central Government / State Government(s)		0	0	0	0	0	0.00	0	0	0	0.00	0	0.00	0	0.00	0	0.00	0	
(c)	Financial Institutions / Banks		0	0	0	0	0	0.00	0	0	0	0.00	0	0.00	0	0.00	0	0.00	0	
(d)	Any Other (Specify)		11	7527632	0	0	7527632	35.96	7527632	0	7527632	35.96	0	35.96	0	0.00	0	0.00	7527632	
	Bodies Corporate		11	7527632	0	0	7527632	35.96	7527632	0	7527632	35.96	0	35.96	0	0.00	0	0.00	7527632	
	Garware Capital Markets Ltd.		1	3563570	0	0	3563570	17.02	3563570	0	3563570	17.02	0	17.02	0	0.00	0	0.00	3563570	Promoter Group
	VMIR Investment Limited		1	922211	0	0	922211	4.40	922211	0	922211	4.40	0	4.40	0	0.00	0	0.00	922211	Promoter Group
	VRG Investments Limited		1	881400	0	0	881400	4.21	881400	0	881400	4.21	0	4.21	0	0.00	0	0.00	881400	Promoter Group
	Vimlabai Garware Research Institute		1	590070	0	0	590070	2.82	590070	0	590070	2.82	0	2.82	0	0.00	0	0.00	590070	Promoter Group
	Moonshine Investments & Trading Co.Pvt.Ltd.		1	459695	0	0	459695	2.20	459695	0	459695	2.20	0	2.20	0	0.00	0	0.00	459695	Promoter Group
	Manmit Investments & Trading Company Private Ltd.		1	284185	0	0	284185	1.36	284185	0	284185	1.36	0	1.36	0	0.00	0	0.00	284185	Promoter Group
	Sanand Investments And Trading Company Private Limited		1	275032	0	0	275032	1.31	275032	0	275032	1.31	0	1.31	0	0.00	0	0.00	275032	Promoter Group



	Sukumar Holdings & Trading Company Private Limited		1	256600	0	0	256600	1.23	256600	0	256600	1.23	0	1.23	0	0.00	0	0.00	256600	Promoter Group
	Starshine Comtrade Private Ltd. (formerly Starshine Investments & Trading Co. Pvt. Ltd.)		1	201720	0	0	201720	0.96	201720	0	201720	0.96	0	0.96	0	0.00	0	0.00	201720	Promoter Group
	Gurukrupa Comtrade Private Limited (formerly Gurukrupa Investments & Trading Co. Pvt. Ltd.)		1	90849	0	0	90849	0.43	90849	0	90849	0.43	0	0.43	0	0.00	0	0.00	90849	Promoter Group
	Garware Research Institute		1	2300	0	0	2300	0.01	2300	0	2300	0.01	0	0.01	0	0.00	0	0.00	2300	Promoter Group
	Sub Total (A)(1)		15	11095937	0	0	11095937	53.00	11095937	0	11095937	53.00	0	53.00	0	0.00	0	0.00	11095937	
2	Foreign																			
(a)	Individuals (Non-Resident Individuals / Foreign Individuals)		0	0	0	0	0	0.00	0	0	0	0.00	0	0.00	0	0.00	0	0.00	0	
(b)	Government		0	0	0	0	0	0.00	0	0	0	0.00	0	0.00	0	0.00	0	0.00	0	
(c)	Institutions		0	0	0	0	0	0.00	0	0	0	0.00	0	0.00	0	0.00	0	0.00	0	
(d)	Foreign Portfolio Investor		0	0	0	0	0	0.00	0	0	0	0.00	0	0.00	0	0.00	0	0.00	0	
(e)	Any Other (Specify)		0	0	0	0	0	0.00	0	0	0	0.00	0	0.00	0	0.00	0	0.00	0	
	Sub Total (A)(2)		0	0	0	0	0	0.00	0	0	0	0.00	0	0.00	0	0.00	0	0.00	0	
	Total Shareholding Of Promoter And Promoter Group (A)= (A)(1)+(A)(2)		15	11095937	0	0	11095937	53.00	11095937	0	11095937	53.00	0	53.00	0	0.00	0	0.00	11095937	

Details of Shares which remain unclaimed may be given hear along with details such as number of shareholders, outstanding shares held in demat/unclaimed suspense account, voting rights which are frozen etc. - Nil
Note:

(1)* PAN would not be displayed on website of Stock Exchange(s)

(2) #The term 'Encumbrance' has the same meaning as assigned under regulation 28(3) of SEBI (Substantial Acquisition of Shares and Takeovers) Regulations, 2011.

(3)\$11,77,975 Equity Shares are registered in the name of Mr. Vayu Ramesh Garware as Partner, beneficial interest in which is held by Partnership firm- M/s Ramesh Trading Company. (PAN. AADFR4416L)


(4)\$940918 Equity Shares are registered in the name of Mr. Vayu Ramesh Garware as Partner,beneficial interest in which is held by Partnership firm- M/s Sunita Trading Company. (PAN. AAHFS1132Q)



Garware Technical Fibres Limited (Formerly Garware-Wall Ropes Limited)

Table III - Statement showing shareholding pattern of the Public shareholder

Category	Category & Name of shareholders	PAN*	Nos. of shareholders	No. of fully paid up equity shares held	No. of Partly paid-up equity shares held	No. of shares underlying Depository Receipts	Total nos. shares held	Shareholding as a % of total no. of shares (calculated as per SCRR, 1957)	Number of Voting Rights held in each class of securities			No. of Shares Outstanding convertible securities (Including Warrants)	Shareholding, as a % assuming full conversion of convertible securities (as a percentage of diluted share capital)	Number of Locked in shares		Number of Shares pledged or otherwise encumbered#		Number of equity shares held in dematerialised form	
									No of Voting Rights					Total as a % of (A+B+C)	No. (a)	As a % of total Shares held(b)	No. (a)		As a % of total Shares held(b)
									Class eg: X	Class eg: Y	Total								
	(I)	(II)	(III)	(IV)	(V)	(VI)	(VII) = (IV)+(V)+ (VI)	(VIII) As a % of (A+B+C2)	(IX)			(X)	(XI)= (VII)+(X) As a % of (A+B+C2)	(XII)		(XIII)	(XIV)		
1	Institutions																		
(a)	Mutual Fund		6	418827	0	0	418827	2.00	418827	0	418827	2.00	0	2.00	0	0.00	NA	NA	418827
	SBI Small Cap Fund		1	284174	0	0	284174	1.36	284174	0	284174	1.36	0	1.36	0	0.00	NA	NA	284174
(b)	Venture Capital Funds		0	0	0	0	0	0.00	0	0	0	0.00	0	0.00	0	0.00	NA	NA	0
(c)	Alternate Investment Funds		7	418234	0	0	418234	2.00	418234	0	418234	2.00	0	2.00	0	0.00	NA	NA	418234
(d)	Foreign Venture Capital Investors		0	0	0	0	0	0.00	0	0	0	0.00	0	0.00	0	0.00	NA	NA	0
(e)	Foreign Portfolio Investor		30	1524831	0	0	1524831	7.28	1524831	0	1524831	7.28	0	7.28	0	0.00	NA	NA	1524831
	Verdipapirfondet Odin Emerging Markets		1	373617	0	0	373617	1.78	373617	0	373617	1.78	0	1.78	0	0.00	NA	NA	373617
	Al Mehwar Commercial Investments Llc - (Whiting)		1	223100	0	0	223100	1.07	223100	0	223100	1.07	0	1.07	0	0.00	NA	NA	223100
(f)	Financial Institutions / Banks		5	5099	0	0	5099	0.02	5099	0	5099	0.02	0	0.02	0	0.00	NA	NA	3949
(g)	Insurance Companies		4	8956	0	0	8956	0.04	8956	0	8956	0.04	0	0.04	0	0.00	NA	NA	8806
(h)	Provident Funds/ Pension Funds		0	0	0	0	0	0.00	0	0	0	0.00	0	0.00	0	0.00	NA	NA	0
(i)	Any Other (Specify)		0	0	0	0	0	0.00	0	0	0	0.00	0	0.00	0	0.00	NA	NA	0
	Sub Total (B)(1)		52	2375947	0	0	2375947	11.35	2375947	0	2375947	11.35	0	11.35	0	0.00	NA	NA	2374647
2	Central Government/ State Government(s)/ President of India																		
	Central Government/ State Government(s)		0	0	0	0	0	0.00	0	0	0	0.00	0	0.00	0	0.00	NA	NA	0
	Sub Total (B)(2)		0	0	0	0	0	0.00	0	0	0	0.00	0	0.00	0	0.00	NA	NA	0




3	Non-Institutions																	
(a)	Individuals																	
	i. Individual shareholders holding nominal share capital up to Rs. 2 lakhs.	20591	4822691	0	0	4822691	23.04	4822691	0	4822691	23.04	0	23.04	0	0.00	NA	NA	4483320
	ii. Individual shareholders holding nominal share capital in excess of Rs. 2 lakhs.	17	1080413	0	0	1080413	5.16	1080413	0	1080413	5.16	0	5.16	0	0.00	NA	NA	1080413
	Vinodchandra Mansukhlal Parekh	1	256568	0	0	256568	1.23	256568	0	256568	1.23	0	1.23	0	0.00	NA	NA	256568
(b)	NBFCs registered with RBI	1	7000	0	0	7000	0.03	7000	0	7000	0.03	0	0.03	0	0.00	NA	NA	7000
(c)	Employee Trusts	0	0	0	0	0	0.00	0	0	0	0.00	0	0.00	0	0.00	NA	NA	0
(d)	Overseas Depositories(holding DRs) (balancing figure)	0	0	0	0	0	0.00	0	0	0	0.00	0	0.00	0	0.00	NA	NA	0
(e)	Any Other (Specify)	1763	1553572	0	0	1553572	7.42	1553572	0	1553572	7.42	0	7.42	0	0.00	NA	NA	1549105
	Investor Education and Protection Fund Authority	1	81849	0	0	81849	0.39	81849	0	81849	0.39	0	0.39	0	0.00	NA	NA	81849
	Trusts	3	7374	0	0	7374	0.04	7374	0	7374	0.04	0	0.04	0	0.00	NA	NA	7374
	Foreign National	2	2270	0	0	2270	0.01	2270	0	2270	0.01	0	0.01	0	0.00	NA	NA	2270
	Hindu Undivided Family	349	292465	0	0	292465	1.40	292465	0	292465	1.40	0	1.40	0	0.00	NA	NA	292465
	Non Resident Indians (Non Repat)	363	154248	0	0	154248	0.74	154248	0	154248	0.74	0	0.74	0	0.00	NA	NA	152312
	Non Resident Indians (Repat)	517	139629	0	0	139629	0.67	139629	0	139629	0.67	0	0.67	0	0.00	NA	NA	139629
	Clearing Member	91	22216	0	0	22216	0.11	22216	0	22216	0.11	0	0.11	0	0.00	NA	NA	22216
	Bodies Corporate	437	853521	0	0	853521	4.08	853521	0	853521	4.08	0	4.08	0	0.00	NA	NA	850990
	Garware Polyester Limited	1	262543	0	0	262543	1.25	262543	0	262543	1.25	0	1.25	0	0.00	NA	NA	262543
	Sub Total (B)(3)	22372	7463676	0	0	7463676	35.65	7463676	0	7463676	35.65	0	35.65	0	0.00	NA	NA	7119838
	Total Public Shareholding (B)= (B)(1)+(B)(2)+(B)(3)	22424	9839623	0	0	9839623	47.00	9839623	0	9839623	47.00	0	47.00	0	0.00	NA	NA	9494485

Details of the shareholders acting as persons in Concert including their Shareholding (No. and %): Nil

Details of Shares which remain unclaimed may be given hear along with details such as number of shareholders, outstanding shares held in demat/unclaimed suspense account, voting rights which are frozen etc. - Nil
Note:

(1)* PAN would not be displayed on website of Stock Exchange(s)

(2) #The term 'Encumbrance' has the same meaning as assigned under regulation 28(3) of SEBI (Substantial Acquisition of Shares and Takeovers) Regulations, 2011.



Garware Technical Fibres Limited (Formerly Garware-Wall Ropes Limited)

Table IV - Statement showing shareholding pattern of the Non Promoter- Non Public shareholder


Category	Category & Name of shareholders	PAN*	Nos. of shareholders	No. of fully paid up equity shares held	No. of Partly paid-up equity shares held	No. of shares underlying Depository Receipts	Total nos. shares held	Shareholding as a % of total no. of shares (calculated as per SCRR, 1957)	Number of Voting Rights held in each class of securities			No. of Shares Underlying Outstanding convertible securities (including Warrants)	Shareholding, as a % assuming full conversion of convertible securities (as a percentage of diluted share capital)	Number of Locked in shares		Number of Shares pledged or otherwise encumbered#		Number of equity shares held in dematerialised form	
									No of Voting Rights		Total as a % of (A+B+C)			No. (a)	As a % of total Shares held(b)	No. (a)	As a % of total Shares held(b)		
									Class eg: X	Class eg: y									Total
	(i)	(ii)	(iii)	(iv)	(v)	(vi)	(vii) = (iv)+(v)+(vi)	(viii) As a % of (A+B+C2)	(ix)			(x)	(xi)= (vii)+(x) As a % of (A+B+C2)	(xii)		(xiii)		(xiv)	
1	Custodian/DR Holder		0	0	0	0	0	0.00	0	0	0	0.00	0	0.00	0	0.00	0	0.00	0
2	Employee Benefit Trust (under SEBI (Share based Employee Benefit) Regulations, 2014)		0	0	0	0	0	0.00	0	0	0	0.00	0	0.00	0	0.00	0	0.00	0
	Total Non-Promoter- Non Public Shareholding (C)= (C)(1)+(C)(2)		0	0	0	0	0	0.00	0	0	0	0.00	0	0.00	0	0.00	0	0.00	0

Details of Shares which remain unclaimed may be given hear along with details such as number of shareholders, outstanding shares held in demat/unclaimed suspense account, voting rights which are frozen etc. - Nil

Note:

(1)* PAN would not be displayed on website of Stock Exchange(s)

(2) #The term 'Encumbrance' has the same meaning as assigned under regulation 28(3) of SEBI (Substantial Acquisition of Shares and Takeovers) Regulations, 2011.



Sr. No.	Details of the SBO			Details of the registered owner		Details of holding/ exercise of right of the SBO in the reporting company, whether direct or indirect*:					Date of creation / acquisition of significant beneficial interest
	Name	Nationality	Nationality (Applicable in case of Any other is selected)	Name	Nationality	Whether by virtue of:					
						Shares	Voting rights	Rights on distributable dividend or any other distribution	Exercise of control	Exercise of significant influence	
1	Vayu Ramesh Garware	Any other	Australia	Garware Capital Markets Limited	India	17.02	17.02	0	No	No	28-02-2014
2	Vayu Ramesh Garware	Any other	Australia	VMIR INVESTMENT LTD.	India	4.40	4.40	0	No	No	28-02-2014
3	Vayu Ramesh Garware	Any other	Australia	VRG Investments Ltd.	India	4.21	4.21	0	No	No	28-02-2014
4	Vayu Ramesh Garware	Any other	Australia	VIMLABAI GARWARE RESEARCH INSTITUTE	India	2.82	2.82	0	No	No	11-09-2017
5	Vayu Ramesh Garware	Any other	Australia	Moonshine Investments & Trading Co. Pvt. Ltd.	India	2.20	2.20	0	No	No	28-02-2014
6	Vayu Ramesh Garware	Any other	Australia	Manmit Investments & Trading Co. Pvt. Ltd.	India	1.36	1.36	0	No	No	28-02-2014
7	Vayu Ramesh Garware	Any other	Australia	Sanand Investments & Trading Co. Pvt. Ltd.	India	1.31	1.31	0	No	No	28-02-2014
8	Vayu Ramesh Garware	Any other	Australia	Sukukar Holdings & Trading Co. Pvt. Ltd.	India	1.23	1.23	0	No	No	28-02-2014
9	Vayu Ramesh Garware	Any other	Australia	Starshine Comtrade Pvt. Ltd. (formerly Starshine Investments & Trading Co. Pvt. Ltd.)	India	0.96	0.96	0	No	No	28-02-2014
10	Vayu Ramesh Garware	Any other	Australia	Gurukrupa Comtrade Pvt. Ltd. (formerly Gurukrupa Investments & Trading Co. Pvt. Ltd.)	India	0.43	0.43	0	No	No	28-02-2014
11	Vayu Ramesh Garware	Any other	Australia	GARWARE RESEARCH INSTITUTE	India	0.01	0.01	0	No	No	11-09-2017

